

2006 International Conference in Honor of Jacqueline Fleckinger.  
*Electronic Journal of Differential Equations*, Conference 16, 2007, pp. ??  
ISSN: 1072-6691. URL: <http://ejde.math.txstate.edu> or <http://ejde.math.unt.edu>  
<ftp://ejde.math.txstate.edu> (login: ftp)

## REDUCTION FOR MICHAELIS-MENTEN-HENRI KINETICS IN THE PRESENCE OF DIFFUSION

LEONID V. KALACHEV, HANS G. KAPER, TASSO J. KAPER,  
NIKOLA POPOVIĆ, AND ANTONIOS ZAGARIS

*Dedicated to Jacqueline Fleckinger on her 65-th birthday*

ABSTRACT. The Michaelis-Menten-Henri (MMH) mechanism is one of the paradigm reaction mechanisms in biology and chemistry. In its simplest form, it involves a substrate that reacts (reversibly) with an enzyme, forming a complex which is transformed (irreversibly) into a product and the enzyme. Given these basic kinetics, a dimension reduction has traditionally been achieved in two steps, by using conservation relations to reduce the number of species and by exploiting the inherent fast-slow structure of the resulting equations. In the present article, we investigate how the dynamics change if the species are additionally allowed to diffuse. We study the two extreme regimes of large diffusivities and of small diffusivities, as well as an intermediate regime in which the time scale of diffusion is comparable to that of the fast reaction kinetics. We show that reduction is possible in each of these regimes, with the nature of the reduction being regime dependent. Our analysis relies on the classical method of matched asymptotic expansions to derive approximations for the solutions that are uniformly valid in space and time.

### 1. INTRODUCTION

One of the paradigm reaction mechanisms in biology and chemistry—often referred to as the Michaelis-Menten-Henri (MMH) mechanism—involves a substrate ( $S$ ) that reacts (reversibly) with an enzyme ( $E$ ) to form a complex ( $C$ ) which, in turn, is transformed (irreversibly) into a product ( $P$ ) and the enzyme [10, 16]. The reaction mechanism is represented symbolically by



where  $k_1$ ,  $k_{-1}$ , and  $k_2$  are rate constants.

The MMH mechanism models the kinetics of many fundamental reactions. Examples from biochemistry include those discussed in [4, 6, 7, 8, 17, 21, 22, 23, 24, 26,

---

2000 *Mathematics Subject Classification*. 35K57, 35B40, 92C45, 41A60.

*Key words and phrases*. Michaelis-Menten-Henri mechanism; diffusion; dimension reduction; matched asymptotics.

©2007 Texas State University - San Marcos.

Published ??, 2007.

30], and examples involving nutrient uptake in cells and heterogeneous catalytic reactions are analyzed in [5, Chapter 7.1] and [2], respectively. The MMH mechanism is also presented as a prototypical mechanism exhibiting fast and slow dynamics—and, hence, the potential for dimension reduction—in numerous textbooks, see, *e.g.*, [13, 15, 19, 20].

**1.1. MMH Kinetics.** Equations governing the kinetics of (1.1) may be derived from the law of mass action,

$$\frac{dS}{dt} = -k_1SE + k_{-1}C, \quad (1.2a)$$

$$\frac{dE}{dt} = -k_1SE + (k_{-1} + k_2)C, \quad (1.2b)$$

$$\frac{dC}{dt} = k_1SE - (k_{-1} + k_2)C, \quad (1.2c)$$

$$\frac{dP}{dt} = k_2C, \quad (1.2d)$$

where  $S$ ,  $E$ ,  $C$ , and  $P$  denote the concentrations of substrate, enzyme, complex, and product, respectively. The initial conditions are  $S(0) = \bar{S}$ ,  $E(0) = \bar{E}$ ,  $C(0) = 0$ , and  $P(0) = 0$ .

Dimension reduction in (1.2) is traditionally achieved in two steps. The first step uses the pair of conservation relations that exist for the mechanism (1.1). In particular, the total concentration of enzyme (free and bound in complex) is constant; that is,  $E(t) + C(t) = \bar{E}$  for all  $t > 0$ . In addition,  $S(t) + C(t) + P(t) = \bar{S}$  for all  $t > 0$ . Therefore, there is a decrease from four variables to two, and the governing equations (1.2) reduce to

$$\frac{dS}{dt} = -k_1\bar{E}S + (k_1S + k_{-1})C, \quad (1.3a)$$

$$\frac{dC}{dt} = k_1\bar{E}S - (k_1S + k_{-1} + k_2)C. \quad (1.3b)$$

The second reduction step exploits the separation of time scales. In particular,  $\bar{E} \ll \bar{S}$ . Hence, there is a small, positive, dimensionless parameter,

$$\varepsilon = \frac{\bar{E}}{\bar{S}}, \quad (1.4)$$

and the nondimensionalized equations are naturally formulated as a fast-slow system,

$$\dot{s} = -s + (s + \kappa - \lambda)c, \quad (1.5a)$$

$$\varepsilon \dot{c} = s - (s + \kappa)c, \quad (1.5b)$$

where

$$t = k_1\bar{E}\tilde{t}, \quad s = \frac{S}{\bar{S}}, \quad e = \frac{E}{\bar{E}}, \quad \text{and} \quad c = \frac{C}{\bar{E}}. \quad (1.6)$$

The dimensionless parameters are

$$\kappa = \frac{k_{-1} + k_2}{k_1\bar{S}} \quad \text{and} \quad \lambda = \frac{k_2}{k_1\bar{S}}. \quad (1.7)$$

During a short  $\mathcal{O}(\varepsilon)$  initial transient period, the variable  $c$  is fast and rises rapidly to its maximum value, while the variable  $s$  is slow and remains essentially constant. Subsequently, the evolution of  $c$  is slaved to that of  $s$ , and both  $c$  and  $s$  evolve

slowly toward their equilibrium value, zero. This slaving is often referred to as reduced kinetics. From the point of view of dynamical systems, the system (1.5) has an asymptotically stable, invariant, slow manifold. During the transient, the concentrations relax to the slow manifold, decaying exponentially toward it. Subsequently, on the  $\mathcal{O}(1)$  time scale, the reaction kinetics play out near this manifold. Since the slow manifold is only one-dimensional, a reduction is achieved.

To leading order, the slow manifold is given by

$$c = \frac{s}{s + \kappa}, \quad (1.8)$$

and the reduced system dynamics on it are governed by a single equation,

$$\frac{ds}{dt} = -\frac{\lambda s}{s + \kappa}.$$

This leading-order slow manifold is obtained directly from (1.5b) with  $\varepsilon = 0$  and is referred to as the quasi-steady state approximation [1, 13, 15, 19, 22, 25] in chemistry and as the critical manifold in mathematics. Higher-order corrections to the critical manifold, which is sufficiently accurate for many applications, may be calculated using geometric singular perturbation theory, see for example [11, 12]. We emphasize that the critical manifold is only approximately invariant under the dynamics of (1.5); the exact slow manifold is invariant. Additional studies of the accuracy of the quasi-steady state approximation are given in [1, 9, 15, 20, 21, 25, 27].

**Remark 1.1.** *For all sufficiently small, positive  $\varepsilon$ , there is a family of slow manifolds, all of which are exponentially ( $\mathcal{O}(e^{-\tilde{k}/\varepsilon}$ ) for some  $\tilde{k} > 0$ ) close to each other, i.e., the asymptotic expansions of these slow manifolds are the same to all powers of  $\varepsilon$ , see [11, 12], for example. For convenience, we will sometimes refer to ‘the’ (rather than to ‘a’) slow manifold.*

**1.2. MMH Kinetics with Diffusion.** Given the effectiveness of the two reduction steps in the kinetics problem (1.2), one is naturally led to ask what happens when the species are simultaneously permitted to diffuse, and whether any similar reduction can be achieved. The conservation relations used in the first reduction step of the kinetics analysis do not generalize. However, there is still a separation of time scales in the reaction kinetics, and the process of diffusion introduces one (or more) additional time scale(s). Therefore, one expects that dimension reduction may still be achieved by exploiting the separation of time scales, and the purpose of this article is to investigate this possibility.

The problem with diffusion is governed by the evolution of the concentrations of substrate, enzyme, and complex in time and space. The concentration of product can be found by quadrature as a function of these other concentrations, since the second reaction in (1.1) is irreversible. The governing equations in one space dimension are

$$\frac{\partial S}{\partial \tilde{t}} = -k_1 S E + k_{-1} C + D_S \frac{\partial^2 S}{\partial \tilde{x}^2}, \quad (1.9a)$$

$$\frac{\partial E}{\partial \tilde{t}} = -k_1 S E + (k_{-1} + k_2) C + D_E \frac{\partial^2 E}{\partial \tilde{x}^2}, \quad (1.9b)$$

$$\frac{\partial C}{\partial \tilde{t}} = k_1 S E - (k_{-1} + k_2) C + D_C \frac{\partial^2 C}{\partial \tilde{x}^2}, \quad (1.9c)$$

with  $\tilde{x} \in [0, \ell]$ , subject to no-flux (Neumann) boundary conditions

$$\left. \frac{\partial S}{\partial \tilde{x}} \right|_{\tilde{x}=0, \ell} = \left. \frac{\partial E}{\partial \tilde{x}} \right|_{\tilde{x}=0, \ell} = \left. \frac{\partial C}{\partial \tilde{x}} \right|_{\tilde{x}=0, \ell} = 0 \quad (1.10)$$

and initial conditions

$$S(0, \tilde{x}) = S_i(\tilde{x}), \quad E(0, \tilde{x}) = E_i(\tilde{x}), \quad \text{and} \quad C(0, \tilde{x}) = 0. \quad (1.11)$$

Here,  $\ell > 0$  is the  $\mathcal{O}(1)$  size (length) of the reactor,  $D_S$ ,  $D_E$ , and  $D_C$  denote the diffusivities of  $S$ ,  $E$ , and  $C$ , respectively, and  $S_i$  and  $E_i$  are given, smooth functions describing the initial spatial profiles of substrate and enzyme, respectively.

We nondimensionalize (1.9)–(1.11) as follows. The nondimensional spatial variable is  $x = \tilde{x}/\ell$ . Time and the species' concentrations are nondimensionalized as in (1.6), but now  $\bar{S}$  and  $\bar{E}$  denote the spatial averages

$$\bar{S} = \frac{1}{\ell} \int_0^\ell S_i(\tilde{x}) d\tilde{x} \quad \text{and} \quad \bar{E} = \frac{1}{\ell} \int_0^\ell E_i(\tilde{x}) d\tilde{x}.$$

The nondimensional parameters are again given by (1.7), and the diffusivities are scaled as

$$\delta = \frac{D_S}{k_1 \ell^2 \bar{E}}, \quad a = \frac{D_E}{D_S}, \quad \text{and} \quad b = \frac{D_C}{D_S}. \quad (1.12)$$

Thus, we obtain the equations

$$\frac{\partial s}{\partial t} = -se + (\kappa - \lambda)c + \delta \frac{\partial^2 s}{\partial x^2}, \quad (1.13a)$$

$$\frac{\partial e}{\partial t} = -\frac{1}{\varepsilon}(se - \kappa c) + a\delta \frac{\partial^2 e}{\partial x^2}, \quad (1.13b)$$

$$\frac{\partial c}{\partial t} = \frac{1}{\varepsilon}(se - \kappa c) + b\delta \frac{\partial^2 c}{\partial x^2} \quad (1.13c)$$

on the unit interval, subject to the Neumann boundary conditions

$$\left. \frac{\partial s}{\partial x} \right|_{x=0,1} = \left. \frac{\partial e}{\partial x} \right|_{x=0,1} = \left. \frac{\partial c}{\partial x} \right|_{x=0,1} = 0, \quad (1.14)$$

and the initial conditions

$$s(0, x) = s_i(x), \quad e(0, x) = e_i(x), \quad \text{and} \quad c(0, x) = 0. \quad (1.15)$$

Here,  $s_i = S_i/\bar{S}$  and  $e_i = E_i/\bar{E}$ . We assume  $0 < \varepsilon \ll 1$  and that  $a$  and  $b$  are  $\mathcal{O}(1)$ .

In vector notation, equations (1.13) may be written as

$$\frac{\partial \mathbf{u}}{\partial t} = \frac{1}{\varepsilon} \mathbf{F}_\varepsilon(\mathbf{u}) + \delta D \frac{\partial^2 \mathbf{u}}{\partial x^2}, \quad (1.16)$$

where

$$\mathbf{F}_\varepsilon(\mathbf{u}) = \begin{pmatrix} -\varepsilon se + \varepsilon(\kappa - \lambda)c \\ -(se - \kappa c) \\ se - \kappa c \end{pmatrix} \quad \mathbf{u} = \begin{pmatrix} s \\ e \\ c \end{pmatrix}, \quad (1.17)$$

and  $D = \text{diag}(1, a, b)$ . Moreover, we use  $[\mathbf{F}_\varepsilon(\mathbf{u})]_k$  to denote the  $k$ th-order terms in the Taylor expansion of  $\mathbf{F}_\varepsilon$  with respect to  $\varepsilon$ . Given a formal asymptotic expansion  $\mathbf{u}(\cdot, x, \varepsilon) = \sum_{k=0}^\infty \mathbf{u}_k(\cdot, x) \varepsilon^k$  of the solution of (1.16),  $[\mathbf{F}_\varepsilon(\mathbf{u})]_k$  will generically be a function of  $\mathbf{u}_0, \dots, \mathbf{u}_k$ .

**1.3. Summary of Main Results.** The impact of diffusion depends on the time scales associated with the species' diffusivities relative to those of the reaction kinetics. We examine a spectrum of species' diffusivities here:

- (i) Large diffusivities,  $\delta = \mathcal{O}(1/\varepsilon^2)$ : the diffusive time scale is shorter than both the fast and the slow kinetics time scales;
- (ii) Moderately large diffusivities,  $\delta = \mathcal{O}(1/\varepsilon)$ : the diffusive time scale is comparable to the time scale of the fast kinetics; and
- (iii) Small diffusivities,  $\delta = \mathcal{O}(\varepsilon)$ : the diffusive time scale is longer than both kinetics time scales.

Our principal findings are that reduction is possible in all regimes under consideration.

In regime (i), diffusion effectively homogenizes the concentrations of all three species on the super-fast ( $\tau = t/\varepsilon^2$ ) time scale. Then, the dynamics on the fast ( $\eta = t/\varepsilon$ ) and slow ( $t$ ) time scales are given by the classical MMH kinetics mechanism, with the fast reactions occurring on the fast scale and the reduced kinetics taking place on the slow time scale. We treat this regime primarily to introduce the method we use throughout.

In regime (ii), the species undergo both diffusion and the fast reaction on the fast ( $\eta = t/\varepsilon$ ) time scale. In particular, the substrate concentration satisfies the homogeneous heat equation to leading order; hence, it homogenizes exponentially in time. The enzyme and complex concentrations satisfy nonautonomous, linear reaction-diffusion equations to leading order, and they also homogenize exponentially in time, approaching points on the classical critical manifold. Then, on the slow ( $t$ ) time scale, the solution is essentially spatially homogeneous. The concentration of substrate evolves according to the classical reduced equation, while the enzyme and complex concentrations are constrained to lie on the critical manifold, to leading order. Most significantly, these leading-order results are independent of the diffusivities of the enzyme and complex, even when these diffusivities are unequal.

In regime (iii), the MMH reaction kinetics take place at every point in the domain effectively decoupled from the kinetics at any other point. On the fast ( $\eta = t/\varepsilon$ ) time scale, enzyme and substrate bind to form complex with the amount of complex at each point  $x$  depending on the initial enzyme concentration  $e_i(x)$ , while on the slow ( $t$ ) time scale the substrate and complex concentrations slowly approach equilibrium in an  $x$ -dependent manner. We label these dynamics as pointwise fast kinetics and pointwise slow, reduced kinetics, respectively. Also, on the slow time scale, the enzyme concentration returns essentially to the initial enzyme profile. Then, on asymptotically large or super-slow ( $\zeta = \varepsilon t$ ) time scales, the enzyme profile homogenizes.

The observed dynamics and the time scales in these regimes are summarized in Table 1.

We use matched asymptotic expansions in time in a straightforward manner in each of the regimes identified above. (Equivalent results could, for example, be obtained via the so-called boundary function method [29].) Moreover, we present numerical simulations in every regime to further illustrate our analysis.

Regime	$\delta$	Dynamics	Time scale
(i)	$1/\varepsilon^2$	homogenization of $s, e, c$ fast kinetics slow reduced kinetics	super-fast $\tau = t/\varepsilon^2$ fast $\eta = t/\varepsilon$ slow $t$
(ii)	$1/\varepsilon$	homogenization & fast kinetics slow reduced kinetics	fast $\eta = t/\varepsilon$ slow $t$
(iii)	$\varepsilon$	pointwise fast kinetics pointwise slow reduced kinetics homogenization of $e$	fast $\eta = t/\varepsilon$ slow $t$ super-slow $\zeta = \varepsilon t$

TABLE 1. Summary of the observed dynamics and the time scales of (1.13) in regimes (i)–(iii).

**Remark 1.2.** *The regime of moderately small diffusivities,  $\delta = \mathcal{O}(1)$ , will be analyzed in a separate article. In this regime, the diffusive time scale is comparable to that of the slow kinetics. Preliminary results suggest that the fast dynamics are similar to those in regime (iii), but without the concentrations being homogenized, while the slow dynamics are governed by a reaction-diffusion equation for the concentration of substrate, with the concentrations of enzyme and complex slaved to it.*

**Remark 1.3.** *The MMH mechanism in the presence of diffusion is analyzed here as a prototype problem. The methods we employ may be used for other mechanisms with one or more kinetics time scales.*

**Remark 1.4.** *The analysis may also be extended to problems in which the domain length  $\ell$  is not  $\mathcal{O}(1)$ . For example, the analysis of regime (i) also applies to problems in which  $\ell$  is small and the diffusivities are not large. In that case, it is natural to scale the spatial variable as  $x = \varepsilon\tilde{x}$ . With this scaling, the diffusion terms in (1.13) are of the form*

$$\delta \frac{\partial^2 s}{\partial x^2} = \frac{\delta}{\varepsilon^2} \frac{\partial^2 s}{\partial \tilde{x}^2}.$$

*Hence, diffusion dominates again, even if the actual diffusion coefficients are  $\delta = \mathcal{O}(1)$ .*

**Remark 1.5.** *The influence of diffusion in the MMH mechanism has also been studied in [31]. Specifically, the reduced kinetics model (1.5) is considered and a diffusion term is added for the substrate only, with  $\mathcal{O}(1)$  diffusion coefficient. Via an inertial manifold approach, it is shown that this system may be reduced to a single reaction-diffusion equation for  $s$ , in which the diffusivity has a concentration-dependent correction at  $\mathcal{O}(\varepsilon)$ . The fast transients for this model are also calculated, and extensions are given for general systems with fast-slow kinetics in which the slow species also diffuse.*

**Remark 1.6.** *It has been shown in [27] that the effective small parameter in the MMH mechanism is  $\tilde{\varepsilon} = \bar{E}/(\bar{S} + K_M)$ , where  $K_M = (k_{-1} + k_2)/k_1$  is the Michaelis-Menten constant. Hence, there is a wider range of physical parameters for which one has a separation of time scales. Our method can be applied to the equations with this small parameter as well; however, here we use the traditional scaling, since it is still the one that is most commonly used.*

This article is organized as follows. The regimes (i)–(iii) are analyzed in Sections 2–4, respectively. In Section 5, the results of the preceding sections are discussed, and the theoretical results are further illustrated using numerical simulations. In Appendix A, it is shown via a Turing analysis that the homogeneous attractor of (1.13) is linearly stable, irrespective of the magnitudes of the diffusion coefficients. Appendix B contains a technical result relating to Section 3.

## 2. LARGE DIFFUSIVITIES

In this section, we consider the regime in which the diffusivities of all species are large,  $\delta = \mathcal{O}(1/\varepsilon^2)$ ; for convenience, we choose  $\delta = 1/\varepsilon^2$  in (1.13). Here, the time scale on which diffusion acts is much shorter than that of the fast kinetics. There is a very short transient period,  $\mathcal{O}(\varepsilon^2)$  in duration, in which the initially heterogeneous species' concentrations, given by (1.15), homogenize and during which essentially no reaction takes place. After this short transient, the problem reduces to the well-understood, classical problem of pure kinetics for the homogeneous solution, see, *e.g.*, [15]. We treat this regime in some detail to introduce the method employed in this article in an elementary context.

After introduction of  $\delta = 1/\varepsilon^2$ , equations (1.13) become

$$\varepsilon^2 \frac{\partial s}{\partial t} = -\varepsilon^2 s e + \varepsilon^2 (\kappa - \lambda) c + \frac{\partial^2 s}{\partial x^2}, \quad (2.1a)$$

$$\varepsilon^2 \frac{\partial e}{\partial t} = -\varepsilon (s e - \kappa c) + a \frac{\partial^2 e}{\partial x^2}, \quad (2.1b)$$

$$\varepsilon^2 \frac{\partial c}{\partial t} = \varepsilon (s e - \kappa c) + b \frac{\partial^2 c}{\partial x^2}. \quad (2.1c)$$

Equivalently, in vector form,

$$\varepsilon^2 \frac{\partial \mathbf{u}}{\partial t} = \varepsilon \mathbf{F}_\varepsilon(\mathbf{u}) + D \frac{\partial^2 \mathbf{u}}{\partial x^2}, \quad (2.2)$$

where  $\mathbf{F}$  is defined in (1.17).

**2.1. Homogenization: The Super-Fast (Inner) Time Scale.** To study the initial transient period, we let  $\tau = t/\varepsilon^2$  denote the super-fast (inner) time and write  $\hat{\mathbf{u}}(\tau, x, \varepsilon) = \mathbf{u}(t, x, \varepsilon)$ . The governing equations become

$$\frac{\partial \hat{\mathbf{u}}}{\partial \tau} = \varepsilon \mathbf{F}_\varepsilon(\hat{\mathbf{u}}) + D \frac{\partial^2 \hat{\mathbf{u}}}{\partial x^2}, \quad (2.3)$$

with initial and boundary conditions

$$\hat{\mathbf{u}}(0, x, \varepsilon) = \mathbf{u}_i(x) \quad \text{and} \quad \frac{\partial \hat{\mathbf{u}}}{\partial x} \Big|_{x=0,1} = 0. \quad (2.4)$$

We consider (2.3) and (2.4) over an  $\mathcal{O}(1)$ -interval of  $\tau$  time, starting at  $\tau = 0$ . Asymptotically, as  $\varepsilon \rightarrow 0^+$ , the solution can be expressed using the Ansatz

$$\hat{\mathbf{u}}(\tau, x, \varepsilon) = \hat{\mathbf{u}}_0(\tau, x) + \varepsilon \hat{\mathbf{u}}_1(\tau, x) + \mathcal{O}(\varepsilon^2).$$

Hence, we expand both sides of (2.3) in powers of  $\varepsilon$  to obtain a recursive sequence of differential equations for  $\hat{\mathbf{u}}_k$ ,  $k = 1, 2, \dots$ . At  $\mathcal{O}(1)$ ,  $\hat{\mathbf{u}}_0$  satisfies the homogeneous heat equation,

$$\mathcal{O}(1) : \quad \mathcal{L}_\tau \hat{\mathbf{u}}_0 = 0, \quad (2.5)$$

where  $\mathcal{L}_\tau = \partial/\partial\tau - D\partial^2/\partial x^2$ , subject to Neumann boundary conditions. The solution is

$$\hat{\mathbf{u}}_0(\tau, x) = \sum_{k=0}^{\infty} \hat{\mathbf{u}}_{0k} e^{-D(k\pi)^2\tau} \cos(k\pi x). \tag{2.6}$$

Here, the coefficients  $\hat{\mathbf{u}}_{0k}$  are the Fourier coefficients of the initial distribution  $\mathbf{u}_i(x)$  with respect to  $\{\cos(k\pi x)\}_{k \geq 0}$ , and they are constant during the fast transients on the  $\tau$  time scale.

Asymptotically, as  $\tau \rightarrow \infty$ , we find

$$\hat{\mathbf{u}}_0(\tau, x) \rightarrow \hat{\mathbf{u}}_{00} = \int_0^1 \mathbf{u}_i(x) dx = \begin{pmatrix} 1 \\ 1 \\ 0 \end{pmatrix}, \tag{2.7}$$

where we used (1.15). Therefore, asymptotically, the effect of diffusion in (2.1) is to smear out the initial distributions of the reactants until they are effectively uniformly distributed over the entire spatial domain.

**Remark 2.1.** *It will suffice to consider the leading-order fast solution (2.6) to accomplish matching to lowest order in the next subsection. To that end, it is useful to write (2.6) as*

$$\hat{\mathbf{u}}_0(\tau, x) = (1, 1, 0)^T + \mathcal{O}(e^{-d\pi^2\tau}), \tag{2.8}$$

where  $d = \min\{1, a, b\}$  and where we used (2.7).

**2.2. Fast Kinetics: The Fast Time Scale.** The fast kinetics take place on the fast  $\eta = t/\varepsilon$  time scale, during which the system dynamics are given by

$$\varepsilon \frac{\partial \tilde{\mathbf{u}}}{\partial \eta} = \varepsilon \mathbf{F}_\varepsilon(\tilde{\mathbf{u}}) + D \frac{\partial^2 \tilde{\mathbf{u}}}{\partial x^2}, \tag{2.9}$$

subject to Neumann boundary conditions. Here,  $\tilde{\mathbf{u}} = \tilde{\mathbf{u}}(\eta, x, \varepsilon)$ , and we assume  $\tilde{\mathbf{u}}(\eta, x, \varepsilon) = \tilde{\mathbf{u}}_0(\eta, x) + \varepsilon \tilde{\mathbf{u}}_1(\eta, x) + \mathcal{O}(\varepsilon^2)$ . Then, expanding (2.9) in powers of  $\varepsilon$  and rearranging the resulting equations, we find

$$\mathcal{O}(1) : \quad -D \frac{\partial^2 \tilde{\mathbf{u}}_0}{\partial x^2} = 0, \tag{2.10a}$$

$$\mathcal{O}(\varepsilon) : \quad -D \frac{\partial^2 \tilde{\mathbf{u}}_1}{\partial x^2} = -\frac{\partial \tilde{\mathbf{u}}_0}{\partial \eta} + [\mathbf{F}_\varepsilon(\tilde{\mathbf{u}})]_0, \tag{2.10b}$$

subject to Neumann boundary conditions. It will suffice to consider the dynamics to this order to obtain a uniform leading-order approximation to the solution of the original system (2.1).

Integrating (2.10a) and taking into account the boundary conditions, we conclude that

$$\tilde{\mathbf{u}}_0(\eta, x) = \tilde{\mathbf{u}}_0(\eta), \tag{2.11}$$

*i.e.*, that  $\tilde{\mathbf{u}}_0$  is independent of  $x$ . Similarly, it follows from (2.10b) that

$$-D \int_0^1 \frac{\partial^2 \tilde{\mathbf{u}}_1}{\partial x^2} dx = -D \frac{\partial \tilde{\mathbf{u}}_1}{\partial x} \Big|_{x=0}^1 = 0 = \int_0^1 \left( -\frac{d\tilde{\mathbf{u}}_0}{d\eta} + [\mathbf{F}_\varepsilon(\tilde{\mathbf{u}})]_0 \right) dx. \tag{2.12}$$



Since the integrand in the right member of (2.12) is independent of  $x$ , we see that the dynamics of  $\tilde{\mathbf{u}}_0$  are governed by the ordinary differential equation

$$\frac{d\tilde{\mathbf{u}}_0}{d\eta} = [\mathbf{F}_\varepsilon(\tilde{\mathbf{u}})]_0,$$

which we write out componentwise,

$$\frac{d\tilde{s}_0}{d\eta} = 0, \tag{2.13a}$$

$$\frac{d\tilde{e}_0}{d\eta} = -(\tilde{s}_0\tilde{e}_0 - \kappa\tilde{c}_0), \tag{2.13b}$$

$$\frac{d\tilde{c}_0}{d\eta} = \tilde{s}_0\tilde{e}_0 - \kappa\tilde{c}_0. \tag{2.13c}$$

These equations are the same as one finds to leading order in the classical MMH kinetics problem; hence, they can be solved explicitly:  $\tilde{s}_0(\eta) \equiv \tilde{s}_0(0)$  and

$$\tilde{e}_0(\eta) + \tilde{c}_0(\eta) = \tilde{e}_0(0) + \tilde{c}_0(0) \quad \text{for all } \eta \geq 0.$$

The initial conditions for (2.13) are determined by matching with the leading-order equations on the super-fast ( $\tau$ ) scale; notably, we require that  $\lim_{\tau \rightarrow \infty} \hat{\mathbf{u}}_0(\tau, x) = \lim_{\eta \rightarrow 0^+} \tilde{\mathbf{u}}_0(\eta, x)$ . Now, by (2.8),

$$\lim_{\tau \rightarrow \infty} \hat{\mathbf{u}}_0(\tau, x) = (1, 1, 0)^T. \tag{2.14}$$

Hence, we have

$$\tilde{s}_0(\eta) \equiv 1 \quad \text{and} \quad \tilde{e}_0(\eta) = 1 - \tilde{c}_0(\eta). \tag{2.15}$$

In turn, it follows that

$$\frac{d\tilde{c}_0}{d\eta} = 1 - (1 + \kappa)\tilde{c}_0, \quad \text{with } \tilde{c}_0(0) = 0,$$

and, hence,

$$\tilde{\mathbf{u}}_0(\eta, x) = \left( 1, \frac{1}{1 + \kappa} (\kappa + e^{-(1+\kappa)\eta}), \frac{1}{1 + \kappa} (1 - e^{-(1+\kappa)\eta}) \right)^T. \tag{2.16}$$

Therefore, on the fast ( $\eta$ ) scale, the species' concentrations are essentially homogeneous, and the fast chemistry occurs, with the binding of enzyme and substrate to form complex.

**2.3. Slow Reduced Kinetics: The Slow (Outer) Time Scale.** The slow, reduced kinetics take place on the slow ( $t$ ) time scale. The dynamics are governed by the original system, (2.2), subject to Neumann boundary conditions. We expand  $\mathbf{u}(t, x, \varepsilon) = \mathbf{u}_0(t, x) + \varepsilon\mathbf{u}_1(t, x) + \varepsilon^2\mathbf{u}_2(t, x) + \mathcal{O}(\varepsilon^3)$  and equate coefficients of equal powers of  $\varepsilon$  to obtain

$$\mathcal{O}(1): \quad -D \frac{\partial^2 \mathbf{u}_0}{\partial x^2} = 0, \tag{2.17a}$$

$$\mathcal{O}(\varepsilon): \quad -D \frac{\partial^2 \mathbf{u}_1}{\partial x^2} = [\mathbf{F}_\varepsilon(\mathbf{u})]_0, \tag{2.17b}$$

$$\mathcal{O}(\varepsilon^2): \quad -D \frac{\partial^2 \mathbf{u}_2}{\partial x^2} = -\frac{\partial \mathbf{u}_0}{\partial t} + [\mathbf{F}_\varepsilon(\mathbf{u})]_1. \tag{2.17c}$$

Applying the same type of solvability argument used in Section 2.2, we conclude from (2.17a) that  $\mathbf{u}_0(t, x) = \mathbf{u}_0(t)$ . Similarly, the solvability for (2.17b) implies

$\mathbf{u}_1(t, x) = \mathbf{u}_1(t)$ , since the right member of (2.17b) is independent of  $x$  and, hence,  $[\mathbf{F}_\varepsilon(\mathbf{u})]_0 = 0$ . In turn, this yields

$$s_0(t)e_0(t) - \kappa c_0(t) = 0. \tag{2.18}$$

Next, by writing out (2.17c) componentwise and by applying a solvability argument similar to the one used in (2.12), we find

$$\frac{ds_0}{dt} = -s_0e_0 + (\kappa - \lambda)c_0, \tag{2.19a}$$

$$\frac{de_0}{dt} = -(s_0e_1 + s_1e_0 - \kappa c_1), \tag{2.19b}$$

$$\frac{dc_0}{dt} = s_0e_1 + s_1e_0 - \kappa c_1. \tag{2.19c}$$

In turn, equation (2.19a) may be simplified using (2.18) to obtain  $ds_0/dt = -\lambda c_0$ . In addition, (2.19b) and (2.19c) imply

$$e_0(t) + c_0(t) = e_0(0) + c_0(0) \quad \text{for all } t \geq 0, \tag{2.20}$$

where the constant is to be determined by matching with the equations on the fast ( $\eta$ ) scale:  $\lim_{\eta \rightarrow \infty} \tilde{\mathbf{u}}_0(\eta) = \lim_{t \rightarrow 0^+} \mathbf{u}_0(t)$ . From (2.16), we find

$$\lim_{\eta \rightarrow \infty} \tilde{\mathbf{u}}_0(\eta) = \left(1, \frac{\kappa}{1 + \kappa}, \frac{1}{1 + \kappa}\right)^T. \tag{2.21}$$

Hence,

$$e_0(t) + c_0(t) = 1. \tag{2.22}$$

Finally, we combine (2.18) and (2.22) to obtain the critical manifold from the classical kinetics problem with  $\varepsilon = 0$ ,

$$c_0(t) = \frac{s_0(t)}{s_0(t) + \kappa} \quad \text{and} \quad e_0(t) = \frac{\kappa}{s_0(t) + \kappa}. \tag{2.23}$$

Moreover, we see that the reduced equation for  $s_0(t)$  on this critical manifold is

$$\frac{ds_0}{dt} = -\lambda \frac{s_0}{s_0 + \kappa} \quad \text{with } s_0(0) = 1, \tag{2.24}$$

just as is the case for the pure MMH kinetics problem, see for example [15]. The solution of (2.24) is known implicitly,

$$s_0(t) + \kappa \ln s_0(t) = -\lambda t + 1. \tag{2.25}$$

Finally, the rate of approach toward the slow manifold is determined by the dynamics on the fast ( $\eta$ ) scale, cf. (2.16).

**2.4. The Uniformly Valid Leading-Order Approximation.** In this regime of large diffusivities, the leading-order approximation, uniformly valid in time and space, to the solution of (1.13) is obtained by combining the expressions for  $\tilde{\mathbf{u}}_0$ ,  $\tilde{\mathbf{u}}_0$ , and  $\mathbf{u}_0$  (recall (2.6), (2.16), (2.23), and (2.25)) and subtracting their respective

common parts (recall (2.14) and (2.21)). We find

$$s(t, x) = s_0(t) + \mathcal{O}(e^{-\pi^2 \delta t}) + \mathcal{O}(\varepsilon), \quad (2.26a)$$

$$e(t, x) = \frac{\kappa}{s_0(t) + \kappa} + \frac{e^{-(1+\kappa)\sqrt{\delta}t}}{1 + \kappa} + \mathcal{O}(e^{-b\pi^2 \delta t}) + \mathcal{O}(\varepsilon), \quad (2.26b)$$

$$c(t, x) = \frac{s_0(t)}{s_0(t) + \kappa} - \frac{e^{-(1+\kappa)\sqrt{\delta}t}}{1 + \kappa} + \mathcal{O}(e^{-b\pi^2 \delta t}) + \mathcal{O}(\varepsilon), \quad (2.26c)$$

where  $s_0$  is defined by (2.25), and we recall that  $\delta = 1/\varepsilon^2$ , *i.e.*,  $\delta$  is asymptotically larger than the rate constant corresponding to the faster of the two kinetics scales.

The physical interpretation of (2.26) is that, during a short initial time interval of  $\mathcal{O}(\varepsilon^2)$ , diffusion effectively homogenizes the species' concentrations. Thereafter, the concentrations of all three species are essentially uniform and independent of the fine structure of the initial distributions, and they evolve as in the classical MMH kinetics problem. On the fast time scale, enzyme rapidly binds to form complex, while in the phase space the concentrations quickly approach the slow manifold. Then, on the slow (outer) time scale, one observes the reduced kinetics; the concentrations evolve toward equilibrium along the slow manifold, with the concentrations of enzyme and complex being slaved to that of the substrate.

In the limit as  $\delta \rightarrow \infty$ , the expressions in (2.26) agree with the results for the chemical kinetics problem considered for example in Lin and Segel [15, Equations (14) and (15)]. Moreover, the algebraic corrections at  $\mathcal{O}(\varepsilon)$  and upwards are independent of  $x$ , and they are governed by ordinary differential equations in  $t$ . These are obtained from solvability conditions, as is shown for  $\mathbf{u}_1$ , for example, in the following subsection.

**2.5. Higher-Order Corrections.** On the slow time scale  $t$ , the  $\mathcal{O}(\varepsilon)$ -corrections to the leading-order solution are characterized by the  $\mathcal{O}(\varepsilon^3)$ -terms in (2.2),

$$\mathcal{O}(\varepsilon^3): \quad -D \frac{\partial^2 \mathbf{u}_3}{\partial x^2} = -\frac{\partial \mathbf{u}_1}{\partial t} + [\mathbf{F}_\varepsilon(\mathbf{u})]_2. \quad (2.27)$$

Equation (2.17c) yields that  $\mathbf{u}_2(t, x) = \mathbf{u}_2(t)$ ; hence, application of the solvability condition to (2.27) implies

$$\begin{aligned} \frac{ds_1}{dt} &= -s_1 e_0 - s_0 e_1 + (\kappa - \lambda) c_1, \\ \frac{de_1}{dt} &= -(s_0 e_2 + s_1 e_1 + s_2 e_0 - \kappa c_2), \\ \frac{dc_1}{dt} &= s_0 e_2 + s_1 e_1 + s_2 e_0 - \kappa c_2. \end{aligned}$$

Therefore,  $e_1(t) + c_1(t) = e_1(0) + c_1(0) = 0$ , since matching with the next-order approximation on the super-fast and fast scales shows that this constant is zero. Hence,  $e_1 = -c_1$ ; moreover, recalling that  $e_0 = 1 - c_0$ , we see that

$$\frac{ds_1}{dt} = -(1 - c_0) s_1 + (\kappa - \lambda + s_0) c_1,$$

which is precisely [15, Equation (25a)]. One may proceed in a similar manner to obtain the asymptotics of  $\mathbf{u}$  to any order, as well as the  $\mathcal{O}(\varepsilon)$  and higher-order corrections to the slow manifold, as in the classical MMH kinetics problem.

We observe that one may also calculate the higher-order corrections to the leading-order solution on the super-fast time scale. At  $\mathcal{O}(\varepsilon)$ , system (2.3) yields

$$\begin{aligned} \frac{\partial \hat{s}_1}{\partial \tau} &= \frac{\partial^2 \hat{s}_1}{\partial x^2}, \\ \frac{\partial \hat{e}_1}{\partial \tau} &= -(\hat{s}_0 \hat{e}_0 - \kappa \hat{c}_0) + a \frac{\partial^2 \hat{e}_1}{\partial x^2}, \\ \frac{\partial \hat{c}_1}{\partial \tau} &= \hat{s}_0 \hat{e}_0 - \kappa \hat{c}_0 + b \frac{\partial^2 \hat{c}_1}{\partial x^2}. \end{aligned}$$

Hence, substituting the leading-order solution (2.6), one sees that the constant terms, corresponding to  $k = 0$ , lead to linearly growing and decaying terms in  $\hat{e}_1$  and  $\hat{c}_1$ . These secular terms render the expansion invalid as an approximation on time scales of  $\tau = \mathcal{O}(1/\varepsilon)$ . Therefore, one needs to use the multiple scales method (or, alternatively, the boundary function method), as follows. We let

$$\hat{\mathbf{u}}_0 = \hat{\mathbf{u}}_0(\eta, \tau, x) = \hat{\mathbf{u}}_{00}(\eta) + \sum_{k=1}^{\infty} \hat{\mathbf{u}}_{0k} e^{-D(k\pi)^2 \tau} \cos(k\pi x),$$

so that  $\hat{\mathbf{u}}_{00}$  varies on the fast scale, while for  $k \geq 1$ ,  $\hat{\mathbf{u}}_{0k}$  remains constant, as before. Therefore, the equations at  $\mathcal{O}(\varepsilon)$  are now

$$\begin{aligned} \frac{\partial \hat{s}_1}{\partial \tau} + \frac{\partial \hat{s}_{00}}{\partial \eta} &= \frac{\partial^2 \hat{s}_1}{\partial x^2}, \\ \frac{\partial \hat{e}_1}{\partial \tau} + \frac{\partial \hat{e}_{00}}{\partial \eta} &= -(\hat{s}_0 \hat{e}_0 - \kappa \hat{c}_0) + a \frac{\partial^2 \hat{e}_1}{\partial x^2}, \\ \frac{\partial \hat{c}_1}{\partial \tau} + \frac{\partial \hat{c}_{00}}{\partial \eta} &= \hat{s}_0 \hat{e}_0 - \kappa \hat{c}_0 + b \frac{\partial^2 \hat{c}_1}{\partial x^2}. \end{aligned}$$

Solvability (or ‘elimination of the secular terms’) implies that one should choose the  $\eta$ -dependence in  $\hat{\mathbf{u}}_{00}$  so that

$$\begin{aligned} \frac{\partial \hat{s}_{00}}{\partial \eta} &= 0, \\ \frac{\partial \hat{e}_{00}}{\partial \eta} &= -(\hat{s}_{00} \hat{e}_{00} - \kappa \hat{c}_{00}), \\ \frac{\partial \hat{c}_{00}}{\partial \eta} &= \hat{s}_{00} \hat{e}_{00} - \kappa \hat{c}_{00}. \end{aligned}$$

By this choice, the solution of the system for  $\hat{\mathbf{u}}_1$  is bounded. Also, we observe that these equations are exactly the same as equations (2.13) for  $\tilde{\mathbf{u}}_0$ , as expected. For an exposition of the method of multiple scales, see [14], for example.

### 3. MODERATELY LARGE DIFFUSIVITIES

In this section, we examine the regime of moderately large diffusivities,  $\delta = \mathcal{O}(1/\varepsilon)$ ; for convenience, we take  $\delta = 1/\varepsilon$  in (1.13). Here, the diffusive time scale is of the same order of magnitude as that of the fast kinetics.

We show that, on the fast time scale,  $s$  satisfies the homogeneous heat equation to leading order and hence approaches one exponentially in time. At the same time, to leading order,  $e$  and  $c$  satisfy inhomogeneous, linear reaction-diffusion equations, and they approach constant values exponentially in time. Moreover, the homogeneous values of  $e$  and  $s$  are, to leading order, precisely those values

corresponding to the point on the slow kinetics manifold, which is to be expected. The rate constant for the exponential convergence in time to this homogeneous state is one order of magnitude smaller than in regime (i), see Section 2.1.

On the long time scale,  $s$  is the reaction progress variable. It satisfies the classical slow reduced MMH kinetics equation. At the same time, the homogeneous enzyme and complex concentrations are slaved to that of  $s$  and lie on the critical manifold to leading order. Most significantly, the leading order dynamics in this regime turn out to be independent of the diffusivities  $a$  and  $b$ .

The equations in this regime are

$$\varepsilon \frac{\partial s}{\partial t} = -\varepsilon s e + \varepsilon(\kappa - \lambda)c + \frac{\partial^2 s}{\partial x^2}, \quad (3.1a)$$

$$\varepsilon \frac{\partial e}{\partial t} = -(s e - \kappa c) + a \frac{\partial^2 e}{\partial x^2}, \quad (3.1b)$$

$$\varepsilon \frac{\partial c}{\partial t} = s e - \kappa c + b \frac{\partial^2 c}{\partial x^2}. \quad (3.1c)$$

Equivalently, in vector form, they are given by

$$\varepsilon \frac{\partial \mathbf{u}}{\partial t} = \mathbf{F}_\varepsilon(\mathbf{u}) + D \frac{\partial^2 \mathbf{u}}{\partial x^2}.$$

### 3.1. Homogenization and Fast Kinetics: The Fast (Inner) Time Scale.

Recall that  $\hat{\mathbf{u}}(\eta, x, \varepsilon) = \mathbf{u}(t, x, \varepsilon)$  on the fast time scale given by  $\eta = t/\varepsilon$ . Then, the governing equations become

$$\frac{\partial \hat{s}}{\partial \eta} = -\varepsilon \hat{s} \hat{e} + \varepsilon(\kappa - \lambda)\hat{c} + \frac{\partial^2 \hat{s}}{\partial x^2}, \quad (3.2a)$$

$$\frac{\partial \hat{e}}{\partial \eta} = -(\hat{s} \hat{e} - \kappa \hat{c}) + a \frac{\partial^2 \hat{e}}{\partial x^2}, \quad (3.2b)$$

$$\frac{\partial \hat{c}}{\partial \eta} = \hat{s} \hat{e} - \kappa \hat{c} + b \frac{\partial^2 \hat{c}}{\partial x^2}, \quad (3.2c)$$

subject to the usual initial conditions and Neumann boundary conditions.

Making the Ansatz  $\hat{\mathbf{u}}(\eta, x, \varepsilon) = \hat{\mathbf{u}}_0(\eta, x) + \varepsilon \hat{\mathbf{u}}_1(\eta, x) + \mathcal{O}(\varepsilon^2)$ , we find to lowest order that

$$\frac{\partial \hat{s}_0}{\partial \eta} = \frac{\partial^2 \hat{s}_0}{\partial x^2}, \quad (3.3a)$$

$$\frac{\partial \hat{e}_0}{\partial \eta} = -(\hat{s}_0 \hat{e}_0 - \kappa \hat{c}_0) + a \frac{\partial^2 \hat{e}_0}{\partial x^2}, \quad (3.3b)$$

$$\frac{\partial \hat{c}_0}{\partial \eta} = \hat{s}_0 \hat{e}_0 - \kappa \hat{c}_0 + b \frac{\partial^2 \hat{c}_0}{\partial x^2}. \quad (3.3c)$$

Hence,  $\hat{s}_0$  satisfies the homogeneous heat equation with Neumann boundary conditions and with initial data given by  $\hat{s}_0(0, x) = s_i(x)$ , which implies that

$$\hat{s}_0(\eta, x) = \sum_{k=0}^{\infty} \hat{s}_{0k} e^{-(k\pi)^2 \eta} \cos(k\pi x), \quad (3.4)$$

where  $\hat{s}_{00} = 1$  and

$$\hat{s}_{0k} = 2 \int_0^1 \hat{s}_0(0, x) \cos(k\pi x) dx = 2 \int_0^1 s_i(x) \cos(k\pi x) dx \quad \text{for } k \geq 1.$$

Next, we find the corresponding expressions for  $\hat{e}_0$  and  $\hat{c}_0$ . Equations (3.3b) and (3.3c) are linear in  $\hat{e}_0$  and  $\hat{c}_0$ , with some of the coefficients depending on  $\eta$  and  $x$  through  $s_0$ . Hence, due to the Neumann boundary conditions on  $\hat{e}_0$  and  $\hat{c}_0$ , one can write

$$\hat{e}_0(\eta, x) = \sum_{k=0}^{\infty} \hat{e}_{0k}(\eta) \cos(k\pi x) \quad \text{and} \quad \hat{c}_0(\eta, x) = \sum_{k=0}^{\infty} \hat{c}_{0k}(\eta) \cos(k\pi x) \quad (3.5)$$

for some sets of coefficients  $\{\hat{e}_{0k}(\eta)\}$  and  $\{\hat{c}_{0k}(\eta)\}$ . Substituting (3.4) and (3.5) into (3.3b) and (3.3c), making use of the identity

$$\cos(m\pi x) \cos(n\pi x) = \frac{1}{2} (\cos((m+n)\pi x) + \cos((m-n)\pi x))$$

as well as of  $\hat{s}_{00} = 1$ , and collecting coefficients of like cosines, we find that  $\hat{e}_{0k}$  and  $\hat{c}_{0k}$  must satisfy the following infinite system of linear ordinary differential equations:

$$\frac{d\hat{e}_{00}}{d\eta} = -(\hat{e}_{00} - \kappa\hat{c}_{00}) - \mathcal{F}_0, \quad (3.6a)$$

$$\frac{d\hat{c}_{00}}{d\eta} = \hat{e}_{00} - \kappa\hat{c}_{00} + \mathcal{F}_0 \quad (3.6b)$$

for the zeroth Fourier mode, and

$$\frac{d\hat{e}_{0k}}{d\eta} = -\left(1 + a(k\pi)^2 + \frac{1}{2}\hat{s}_{0(2k)}e^{-4(k\pi)^2\eta}\right)\hat{e}_{0k} + \kappa\hat{c}_{0k} - \mathcal{F}_k, \quad (3.7a)$$

$$\frac{d\hat{c}_{0k}}{d\eta} = -(\kappa + b(k\pi)^2)\hat{c}_{0k} + \left(1 + \frac{1}{2}\hat{s}_{0(2k)}e^{-4(k\pi)^2\eta}\right)\hat{e}_{0k} + \mathcal{F}_k \quad (3.7b)$$

for the  $k$ th Fourier mode,  $k \geq 1$ . Here,  $\mathcal{F}_k$  is defined via

$$\mathcal{F}_0(\eta) = \frac{1}{2} \sum_{m \geq 1} \hat{s}_{0m} e^{-(m\pi)^2\eta} \hat{e}_{0m}(\eta),$$

$$\mathcal{F}_k(\eta) = \frac{1}{2} \sum_{\substack{m \geq 0 \\ m \neq k}} \left( \hat{s}_{0(m+k)} e^{-(m+k)^2\pi^2\eta} + \hat{s}_{0|m-k|} e^{-(m-k)^2\pi^2\eta} \right) \hat{e}_{0m}(\eta), \quad k \geq 1.$$

In particular, (3.6) yields that  $\hat{e}_{00}(\eta) + \hat{c}_{00}(\eta)$  is constant in this regime. Then, solving (3.6) and taking into account the identities

$$\begin{aligned} \hat{e}_{00}(0) &= \int_0^1 \hat{e}_0(0, x) dx = \int_0^1 e_i(x) dx = 1, \\ \hat{c}_{00}(0) &= \int_0^1 \hat{c}_0(0, x) dx = \int_0^1 c_i(x) dx = 0 \end{aligned}$$

as well as the fact that  $\hat{e}_{0k}$  and  $\hat{c}_{0k}$  must be bounded in  $\eta$ , we find

$$\hat{e}_{00}(\eta) = \frac{\kappa}{1 + \kappa} + \mathcal{O}(e^{-\min\{\pi^2, 1+\kappa\}\eta}) \quad \text{and} \quad \hat{c}_{00}(\eta) = \frac{1}{1 + \kappa} + \mathcal{O}(e^{-\min\{\pi^2, 1+\kappa\}\eta}). \quad (3.9)$$

Similar expressions can be derived for  $\hat{e}_{0k}$  and  $\hat{c}_{0k}$  with  $k \geq 1$ ; in particular, one can show that  $\hat{e}_{0k}, \hat{c}_{0k} = \mathcal{O}(e^{-d\pi^2\eta})$ , where we recall  $d = \min\{1, a, b\}$ . Hence, we conclude that for  $\eta$  large,

$$\hat{\mathbf{u}}_0(\eta, x) = \left(1, \frac{\kappa}{1 + \kappa}, \frac{1}{1 + \kappa}\right)^T + \mathcal{O}(e^{-\min\{d\pi^2, 1+\kappa\}\eta}). \quad (3.10)$$

See Appendix B for details.

**3.2. Reduced Kinetics: The Slow (Outer) Time Scale.** On the slow (outer) time scale, the system dynamics are naturally described by (3.1) in the original time  $t$ . To lowest order, we find

$$0 = \frac{\partial^2 s_0}{\partial x^2}, \quad (3.11a)$$

$$0 = -(s_0 e_0 - \kappa c_0) + a \frac{\partial^2 e_0}{\partial x^2}, \quad (3.11b)$$

$$0 = s_0 e_0 - \kappa c_0 + b \frac{\partial^2 c_0}{\partial x^2}, \quad (3.11c)$$

where we again make the Ansatz  $\mathbf{u}(t, x, \varepsilon) = \mathbf{u}_0(t, x) + \varepsilon \mathbf{u}_1(t, x) + \mathcal{O}(\varepsilon^2)$ .

Integrating (3.11a) with respect to  $x$  and making use of the Neumann boundary conditions, we conclude immediately that  $s_0(t, x) \equiv s_0(t)$ . Similarly, it follows from either (3.11b) or (3.11c) that

$$s_0(t) \int_0^1 e_0(t, x) dx - \kappa \int_0^1 c_0(t, x) dx = 0. \quad (3.12)$$

To obtain explicit formulae for  $e_0$  and  $c_0$ , we rescale  $x$  via  $\bar{x} = x/\sqrt{a}$ , and observe that the ratio

$$\alpha = \frac{a}{b}$$

is the relevant parameter, rather than  $a$  and  $b$  separately. We rewrite (3.11b) and (3.11c) as a four-dimensional linear system with  $t$ -dependent coefficients,

$$e'_0 = f_0, \quad (3.13a)$$

$$f'_0 = s_0(t)e_0 - \kappa c_0, \quad (3.13b)$$

$$c'_0 = d_0, \quad (3.13c)$$

$$d'_0 = -\alpha(s_0(t)e_0 - \kappa c_0), \quad (3.13d)$$

where the prime denotes (partial) differentiation with respect to  $\bar{x}$ .

The general solution of (3.13) is given by

$$e_0(t, \bar{x}) = \kappa \gamma_1(t) + \kappa \gamma_2(t) \bar{x} + \gamma_3(t) e^{\sqrt{s_0(t) + \alpha \kappa} \bar{x}} - \gamma_4(t) e^{-\sqrt{s_0(t) + \alpha \kappa} \bar{x}}, \quad (3.14a)$$

$$c_0(t, \bar{x}) = s_0(t) \gamma_1(t) + s_0(t) \gamma_2(t) \bar{x} - \alpha \gamma_3(t) e^{\sqrt{s_0(t) + \alpha \kappa} \bar{x}} + \alpha \gamma_4(t) e^{-\sqrt{s_0(t) + \alpha \kappa} \bar{x}}, \quad (3.14b)$$

where  $f_0 = e'_0$  and  $d_0 = c'_0$  can be found from (3.14), and  $\gamma_1, \dots, \gamma_4$  are  $t$ -dependent constants of integration. Making use of the Neumann boundary conditions on  $e_0$  and  $c_0$  in (3.14), one sees that  $\gamma_2, \gamma_3$ , and  $\gamma_4$  must be identically zero. Hence, the only solution (3.14) that satisfies the boundary conditions is given by

$$(e_0, c_0)(t) = \gamma_1(t) (\kappa, s_0(t)), \quad (3.15)$$

where  $\gamma_1(t)$  is as yet undetermined, and it follows that (3.12) reduces to

$$s_0(t) e_0(t) - \kappa c_0(t) = 0. \quad (3.16)$$

Summarizing, we see that  $e_0$  and  $c_0$  are spatially uniform on the slow time scale and that the constraint (3.16) is satisfied at all times.

To describe the dynamics of  $\mathbf{u}_0$  on the  $t$  time scale, we consider the  $\mathcal{O}(\varepsilon)$ -terms in (3.1),

$$\frac{ds_0}{dt} = -s_0e_0 + (\kappa - \lambda)c_0 + \frac{\partial^2 s_1}{\partial x^2}, \tag{3.17a}$$

$$\frac{de_0}{dt} = -(s_1e_0 + s_0e_1 - \kappa c_1) + a \frac{\partial^2 e_1}{\partial x^2}, \tag{3.17b}$$

$$\frac{dc_0}{dt} = s_1e_0 + s_0e_1 - \kappa c_1 + b \frac{\partial^2 c_1}{\partial x^2}. \tag{3.17c}$$

First, an integration of (3.17a) over  $x \in [0, 1]$  in combination with (3.16) yields

$$\frac{ds_0}{dt} = -\lambda c_0. \tag{3.18}$$

To find the corresponding dynamics of  $e_0$  and  $c_0$ , we add (3.17b) and (3.17c) and integrate the resulting expression with respect to  $x$ , which gives

$$\frac{de_0}{dt} + \frac{dc_0}{dt} = 0.$$

Hence,  $e_0(t) + c_0(t) = e_0(0) + c_0(0)$  for all  $t \geq 0$ . Finally, taking into account that  $\lim_{t \rightarrow 0^+} \mathbf{u}(t, x)$  must equal

$$\lim_{\eta \rightarrow \infty} \hat{\mathbf{u}}_0(\eta, x) = \left(1, \frac{\kappa}{1 + \kappa}, \frac{1}{1 + \kappa}\right)^T,$$

we obtain

$$e_0(t) + c_0(t) = 1.$$

Combining this identity with (3.15) and solving the resulting equation for  $\gamma_1$ , we find  $\gamma_1(t) = (s_0(t) + \kappa)^{-1}$  and therefore

$$e_0(t) = \frac{\kappa}{s_0(t) + \kappa} \quad \text{and} \quad c_0(t) = \frac{s_0(t)}{s_0(t) + \kappa}, \tag{3.19}$$

see (2.23). Finally, substitution of (3.19) into (3.18) yields the governing equation for  $s_0$ ,

$$\frac{ds_0}{dt} = -\lambda \frac{s_0}{s_0 + \kappa} \quad \text{with } s_0(0) = 1, \tag{3.20}$$

see also (2.24).

This approximation is *independent* of the values of  $a$  and  $b$ , and hence it coincides with the one in Section 2. The unequal diffusivities of  $e$  and  $c$  do not influence the leading-order asymptotics of (3.1).

**3.3. The Uniformly Valid Leading-Order Approximation.** In this regime,  $\delta$  is of the same size as the rate constant corresponding to the faster of the two kinetics time scales, *i.e.*,  $\delta$  is moderately large. Therefore, given the expressions for  $\hat{\mathbf{u}}_0$  and  $\mathbf{u}_0$  in (3.10) and (3.19), respectively, with  $s_0(t)$  given by (3.20), the uniformly valid leading-order approximation for  $\mathbf{u}$  is

$$s(t, x) = s_0(t) + \mathcal{O}(e^{-\min\{\pi^2, 1+\kappa\}\delta t}) + \mathcal{O}(\varepsilon), \tag{3.21a}$$

$$e(t, x) = \frac{\kappa}{s_0(t) + \kappa} + \mathcal{O}(e^{-\min\{a\pi^2, 1+\kappa\}\delta t}) + \mathcal{O}(\varepsilon), \tag{3.21b}$$

$$c(t, x) = \frac{s_0(t)}{s_0(t) + \kappa} + \mathcal{O}(e^{-\min\{b\pi^2, 1+\kappa\}\delta t}) + \mathcal{O}(\varepsilon), \tag{3.21c}$$



where  $\delta = 1/\varepsilon$ . Again, we emphasize that this approximation is *independent* of the values of  $a$  and  $b$ . Correspondingly, the leading-order dynamics may be interpreted physically in the same manner as that found in the regime of large diffusivities (Section 2.4), although of course the error terms here are more significant.

**3.4. Higher-Order Corrections.** Similar reasoning as used in Section 3.2 can be applied to determine the asymptotics of  $\mathbf{u}_n$ , for any  $n \geq 1$ . In particular, one can show that  $\mathbf{u}_n$  remains spatially uniform for all times  $t$ ,  $\mathbf{u}_n = \mathbf{u}_n(t)$ , and that the state of the system at time  $t$  is determined by the set of equations

$$\frac{ds_n(t)}{dt} = [\mathbf{F}_{1,\varepsilon}(\mathbf{u}(t))]_n, \quad (3.22a)$$

$$e_n(t) + c_n(t) = 0, \quad (3.22b)$$

$$s_0(t)e_n(t) - \kappa c_n(t) = \dot{c}_{n-1} + r_{n-1}(t). \quad (3.22c)$$

Here, the overdot denotes differentiation with respect to time,  $\mathbf{F}_{1,\varepsilon}(\mathbf{u}) = -se + (\kappa - \lambda)c$ , and the term  $r_{n-1} = [\mathbf{F}_{2,\varepsilon}(\mathbf{u})]_n + s_0e_n - \kappa c_n$ , with  $\mathbf{F}_{2,\varepsilon}(\mathbf{u}) = -se + \kappa c$ , is a function of  $\mathbf{u}_1, \dots, \mathbf{u}_{n-1}, s_n$ , and  $e_0$  exclusively.

The proof is by induction. First, at  $\mathcal{O}(\varepsilon^n)$ , (3.1a) reads

$$\frac{ds_{n-1}(t)}{dt} = [\mathbf{F}_{1,\varepsilon}(\mathbf{u})]_{n-1}(t) + \frac{\partial^2 s_n(t, x)}{\partial x^2}.$$

Now,  $ds_{n-1}/dt = [\mathbf{F}_{1,\varepsilon}(\mathbf{u})]_{n-1}$  by the induction hypothesis, and thus  $\partial^2 s_n/\partial x^2 = 0$ . Using the boundary conditions, then, we find that  $s_n(t, x) = s_n(t)$ .

Next, at  $\mathcal{O}(\varepsilon^n)$ , (3.1b) and (3.1c) yield

$$\dot{c}_{n-1} - r_{n-1} = -(s_0e_n - \kappa c_n) + a \frac{\partial^2 e_n}{\partial x^2},$$

$$\dot{c}_{n-1} + r_{n-1} = s_0e_n - \kappa c_n + b \frac{\partial^2 c_n}{\partial x^2},$$

Here again, we rescale  $x$  via  $\bar{x} = x/\sqrt{a}$  and rewrite these equations as a four-dimensional, inhomogeneous, linear system with  $t$ -dependent coefficients,

$$e'_n = f_n, \quad (3.24a)$$

$$f'_n = s_0e_n - \kappa c_n + \dot{c}_{n-1} - r_{n-1}, \quad (3.24b)$$

$$c'_n = d_n, \quad (3.24c)$$

$$d'_n = -\alpha(s_0e_n - \kappa c_n + \dot{c}_{n-1} - r_{n-1}), \quad (3.24d)$$

where the prime denotes (partial) differentiation with respect to  $\bar{x}$  and we have used that  $\dot{e}_{n-1}(t) + \dot{c}_{n-1}(t) = 0$  by the induction hypothesis.

The general solution of (3.24) is given by

$$e_n(t, x) = \kappa\gamma_1(t) + \kappa\gamma_2(t)\bar{x} + \gamma_3(t)e^{\sqrt{s_0(t)+\alpha\kappa}\bar{x}} - \gamma_4(t)e^{-\sqrt{s_0(t)+\alpha\kappa}\bar{x}} + \frac{\dot{e}_{n-1}(t) - r_{n-1}(t)}{s_0(t) + \alpha\kappa} (\cosh(\sqrt{s_0(t) + \alpha\kappa}\bar{x}) - 1), \tag{3.25a}$$

$$c_n(t, x) = s_0(t)\gamma_1(t) + s_0(t)\gamma_2(t)\bar{x} - \alpha\gamma_3(t)e^{\sqrt{s_0(t)+\alpha\kappa}\bar{x}} + \alpha\gamma_4(t)e^{-\sqrt{s_0(t)+\alpha\kappa}\bar{x}} - \alpha\frac{\dot{e}_{n-1}(t) - r_{n-1}(t)}{s_0(t) + \alpha\kappa} (\cosh(\sqrt{s_0(t) + \alpha\kappa}\bar{x}) - 1), \tag{3.25b}$$

where  $f_n = e'_n$  and  $d_n = c'_n$  can be found from (3.25) and  $\gamma_1, \dots, \gamma_4$  are  $t$ -dependent constants of integration. Making use of the Neumann boundary conditions on  $e_n$  and  $c_n$ , one sees that  $\gamma_2, \gamma_3$ , and  $\gamma_4$  are such that

$$e_n(t, x) = e_n(t) = \kappa\gamma_1(t) - \frac{\dot{e}_{n-1}(t) - r_{n-1}(t)}{s_0(t) + \alpha\kappa}, \tag{3.26a}$$

$$c_n(t, x) = c_n(t) = s_0(t)\gamma_1(t) + \alpha\frac{\dot{e}_{n-1}(t) - r_{n-1}(t)}{s_0(t) + \alpha\kappa}. \tag{3.26b}$$

In summary, these formulas show that  $\mathbf{u}_n = \mathbf{u}_n(t)$ .

Next, by integrating the  $\mathcal{O}(\varepsilon^{n+1})$ -terms in (3.1a) and using the boundary conditions, we obtain  $\int_0^1 (ds_n/dt) dx = \int_0^1 [\mathbf{F}_{1,\varepsilon}(\mathbf{u})]_n dx$ . To evaluate these integrals, we observe that  $s_n$ , and thus also  $ds_n/dt$ , is a function of time only. Moreover,  $[\mathbf{F}_{1,\varepsilon}(\mathbf{u})]_n$  is a function of  $\mathbf{u}_0, \dots, \mathbf{u}_{n-1}$  and thus also a function of time only. Therefore,  $ds_n/dt = [\mathbf{F}_{1,\varepsilon}(\mathbf{u})]_n$ , as desired.

Finally, at  $\mathcal{O}(\varepsilon^{n+1})$ , (3.1b) and (3.1c) yield

$$\begin{aligned} \dot{e}_n &= [\mathbf{F}_{2,\varepsilon}(\mathbf{u})]_n + a\frac{\partial^2 e_{n+1}}{\partial x^2}, \\ \dot{c}_n &= -[\mathbf{F}_{2,\varepsilon}(\mathbf{u})]_n + b\frac{\partial^2 c_{n+1}}{\partial x^2}. \end{aligned}$$

Integrating both members of these equations over the spatial domain  $[0, 1]$ , using the boundary conditions and recalling that  $e_n$  and  $c_n$  are functions of time only, we obtain the identity  $\dot{e}_n(t) + \dot{c}_n(t) = 0$ . Recalling also that  $e(t, x) + c(t, x) = 1$  and that  $e_0(t) + c_0(t) = 1$ , we conclude that  $e_n(t) + c_n(t) = 0$ , as desired. Therefore, combining (3.26) with the identity  $\dot{e}_n(t) + \dot{c}_n(t) = 0$ , we obtain (3.22), and the proof is complete.

**Remark 3.1.** *Equations (3.22) show that the system dynamics are governed solely by the chemical kinetics together with the conservation law  $e(t) + c(t) = 1$ , to within all algebraic orders in  $\varepsilon$ . Thus, all of the results that are valid for the usual, nondiffusive MMH kinetics (such as the existence of a slow invariant manifold with an asymptotic expansion in powers of  $\varepsilon$  [12]) also apply to this case.*

#### 4. SMALL DIFFUSIVITIES

In this section, we consider the regime in which the species' diffusivities are small,  $\delta = \varepsilon$ , so that the time scale on which diffusion acts is much longer than that of the slow kinetics.

The solution in this regime depends on the fine structure of the initial distributions, as well as on the local distributions of the species. We will show that, on

the fast and slow time scales, the effects of diffusion may be neglected to a fairly good approximation (to within  $\mathcal{O}(\varepsilon^2)$ ) and that the kinetics are largely decoupled at each point  $x$  in space. In particular, for each fixed  $x$ , the kinetics follow the classical MMH kinetics. Complex is formed on the fast time scale, with the species' concentrations rapidly approaching an  $x$ -dependent point on the slow manifold. We label the dynamics on the fast time scale as pointwise fast kinetics. Then, the reaction proceeds on the slow time scale, with the concentrations of substrate and complex evolving along the slow manifold to zero, pointwise in  $x$ . Also, the enzyme concentration evolves to leading order toward the initial profile  $e_i(x)$ , which still depends on  $x$ . We label the dynamics on the slow time scale as pointwise slow reduced kinetics. Finally, on the super-slow time scale, diffusion homogenizes the enzyme concentration profile.

Equations (1.13) with  $\delta = \varepsilon$  are

$$\varepsilon \frac{\partial s}{\partial t} = -\varepsilon s e + \varepsilon(\kappa - \lambda)c + \varepsilon^2 \frac{\partial^2 s}{\partial x^2}, \quad (4.1a)$$

$$\varepsilon \frac{\partial e}{\partial t} = -(s e - \kappa c) + a \varepsilon^2 \frac{\partial^2 e}{\partial x^2}, \quad (4.1b)$$

$$\varepsilon \frac{\partial c}{\partial t} = s e - \kappa c + b \varepsilon^2 \frac{\partial^2 c}{\partial x^2}. \quad (4.1c)$$

In vector notation, (4.1) is given by

$$\varepsilon \frac{\partial \mathbf{u}}{\partial t} = \mathbf{F}_\varepsilon(\mathbf{u}) + \varepsilon^2 D \frac{\partial^2 \mathbf{u}}{\partial x^2}. \quad (4.2)$$

One factor of  $\varepsilon$  in (4.1a) is redundant; however, we retain it for consistency of notation.

**4.1. Pointwise Fast Kinetics: The Fast (Inner) Time Scale.** On the fast ( $\eta = t/\varepsilon$ ) time scale, the full governing equations are given by

$$\frac{\partial \hat{\mathbf{u}}}{\partial \eta} = \mathbf{F}_\varepsilon(\hat{\mathbf{u}}) + \varepsilon^2 D \frac{\partial^2 \hat{\mathbf{u}}}{\partial x^2}, \quad (4.3)$$

subject to the usual initial and boundary conditions, see Section 1. Again, we expand  $\hat{\mathbf{u}}(\eta, x, \varepsilon) = \hat{\mathbf{u}}_0(\eta, x) + \varepsilon \hat{\mathbf{u}}_1(\eta, x) + \mathcal{O}(\varepsilon^2)$ . To lowest order, (4.3) implies

$$\mathcal{O}(1) : \quad \frac{\partial \hat{\mathbf{u}}_0}{\partial \eta} = [\mathbf{F}_\varepsilon(\hat{\mathbf{u}})]_0, \quad (4.4)$$

subject to Neumann boundary conditions and the initial condition

$$\hat{\mathbf{u}}_0(0, x) = \mathbf{u}_i(x). \quad (4.5)$$

Solving the system (4.4) and (4.5) componentwise, we find  $\hat{s}_0(\eta, x) = \hat{s}_0(0, x)$ ; hence,  $\hat{s}_0(\eta, x) \equiv s_i(x)$  for all  $\eta \geq 0$ . Moreover,

$$\frac{\partial \hat{e}_0}{\partial \eta} + \frac{\partial \hat{c}_0}{\partial \eta} = 0,$$

so that

$$\hat{e}_0(\eta, x) + \hat{c}_0(\eta, x) = \hat{e}_0(0, x) + \hat{c}_0(0, x) \equiv e_i(x) \quad \text{for all } \eta \geq 0. \quad (4.6)$$

Now, given that  $\hat{s}_0 = s_i$  and  $\hat{e}_0 = e_i - \hat{c}_0$ , we see from (4.4) that

$$\frac{\partial \hat{c}_0}{\partial \eta} = -(s_i + \kappa)\hat{c}_0 + s_i e_i \quad \text{with } \hat{c}_0(0, x) = 0,$$

which has the solution

$$\hat{c}_0(\eta, x) = \frac{s_i(x)e_i(x)}{s_i(x) + \kappa} (1 - e^{-(s_i(x)+\kappa)\eta}).$$

In summary, we have

$$\begin{aligned} & \hat{\mathbf{u}}_0(\eta, x) \\ &= \left( s_i(x), \frac{e_i(x)}{s_i(x) + \kappa} (\kappa + s_i(x)e^{-(s_i(x)+\kappa)\eta}), \frac{s_i(x)e_i(x)}{s_i(x) + \kappa} (1 - e^{-(s_i(x)+\kappa)\eta}) \right)^T. \end{aligned} \quad (4.7)$$

The physical interpretation of these results is that, on the fast time scale, diffusion has no effect on the concentration amplitudes to  $\mathcal{O}(1)$  and  $\mathcal{O}(\varepsilon)$ ; it only influences the amplitudes at  $\mathcal{O}(\varepsilon^2)$ . Instead, on the fast time scale, the kinetics have center stage and are essentially independent at each point  $x$ . In particular, pointwise in  $x$  and to leading order in  $\varepsilon$ ,  $\hat{s}$  remains unaltered, and  $\hat{e}$  and  $\hat{c}$  are constrained to satisfy the linear conservation law (4.6), while the concentrations evolve to the appropriate ( $x$ -dependent) point on the leading-order slow manifold as  $\eta \rightarrow \infty$ , which is exactly dictated by the chemical kinetics.

**4.2. Pointwise Slow Reduced Kinetics: The Slow Time Scale.** The slow time scale is given by the original time scale  $t$  itself; hence, with a slight abuse of notation to ensure consistency with Section 2, we replace  $\mathbf{u}$  by  $\tilde{\mathbf{u}} = \tilde{\mathbf{u}}(t, x, \varepsilon)$  in (4.2) and make the Ansatz  $\tilde{\mathbf{u}}(t, x, \varepsilon) = \tilde{\mathbf{u}}_0(t, x) + \varepsilon\tilde{\mathbf{u}}_1(t, x) + \mathcal{O}(\varepsilon^2)$ . After expanding with respect to  $\varepsilon$  and rearranging, we have

$$\mathcal{O}(1) : [\mathbf{F}_\varepsilon(\tilde{\mathbf{u}})]_0 = 0, \quad (4.8a)$$

$$\mathcal{O}(\varepsilon) : \frac{\partial \tilde{\mathbf{u}}_0}{\partial t} = [\mathbf{F}_\varepsilon(\tilde{\mathbf{u}})]_1, \quad (4.8b)$$

with Neumann boundary conditions on  $\tilde{\mathbf{u}}_0$  and  $\tilde{\mathbf{u}}_1$  and with initial conditions to be determined by matching with the equations on the fast time scale.

Writing (4.8a) componentwise, we see that  $\tilde{s}_0\tilde{e}_0 = \kappa\tilde{c}_0$ , which we can substitute into (4.8b) to obtain

$$\frac{\partial \tilde{s}_0}{\partial t} = -\lambda\tilde{c}_0.$$

Also, we deduce from (4.8b) that  $\tilde{e}_0(t, x) + \tilde{c}_0(t, x) = \tilde{e}_0(0) + \tilde{c}_0(0)$  must hold. Imposing the matching condition  $\lim_{\eta \rightarrow \infty} \hat{\mathbf{u}}_0(\eta, x) = \lim_{t \rightarrow 0^+} \tilde{\mathbf{u}}_0(t, x)$  and taking into consideration that

$$\lim_{\eta \rightarrow \infty} \hat{\mathbf{u}}_0(\eta, x) = \left( s_i(x), \frac{\kappa e_i(x)}{s_i(x) + \kappa}, \frac{s_i(x)e_i(x)}{s_i(x) + \kappa} \right)^T, \quad (4.9)$$

we conclude that  $\tilde{e}_0(t, x) + \tilde{c}_0(t, x) \equiv e_i(x)$ . Therefore, recalling (4.8a), we obtain

$$\tilde{e}_0(t, x) = \frac{\kappa e_i(x)}{\tilde{s}_0(t, x) + \kappa} \quad \text{and} \quad \tilde{c}_0(t, x) = \frac{\tilde{s}_0(t, x)e_i(x)}{\tilde{s}_0(t, x) + \kappa}, \quad (4.10)$$

where  $\tilde{s}_0(t, x)$  solves

$$\frac{\partial \tilde{s}_0}{\partial t} = -\lambda \frac{e_i(x)}{\tilde{s}_0 + \kappa} \tilde{s}_0 \quad \text{with} \quad \tilde{s}_0(0, x) = s_i(x). \quad (4.11)$$

This reduced equation for  $\tilde{s}_0(t, x)$  is of the same form as (2.24), the equation for  $s_0(t)$  in the large diffusivities regime; however, the interpretations differ. Here,

$\tilde{s}_0(t, x)$  depends on  $x$  through  $e_i(x)$ , whereas  $s_0(t)$  is independent of  $x$ . Moreover, we recall that  $\tilde{s}_0$  may be found only implicitly, as was shown for  $s_0(t)$  in (2.25).

Therefore, we conclude that, at each point  $x$  in the domain,  $\tilde{s}_0$  is the natural reaction progress variable and that the enzyme and complex concentrations are given as functions of it, as in the chemical kinetics problem. However, we emphasize that, in this small-diffusivity regime, the sum of  $\tilde{e}_0$  and  $\tilde{c}_0$  depends on  $x$  and is equal to the local initial enzyme profile  $e_i(x)$ , not uniformly equal to one, as in the classical kinetics problem. This means, among other things, that for certain spatial profiles  $e_i(x)$ , the dynamic evolution of  $\tilde{\mathbf{u}}$  takes place outside the unit cube, *i.e.*, outside the region that is feasible for the classical kinetics problem.

#### 4.3. Homogenization of Enzyme: The Super-Slow (Outer) Time Scale.

Due to the fact that  $\delta = \varepsilon$  in this regime, diffusion acts on the super-slow ( $\zeta = \varepsilon t$ ) time scale, and we express the governing equations as

$$\varepsilon^2 \frac{\partial \mathbf{u}}{\partial \zeta} = \mathbf{F}_\varepsilon(\mathbf{u}) + \varepsilon^2 D \frac{\partial^2 \mathbf{u}}{\partial x^2}, \quad (4.12)$$

subject to Neumann boundary conditions. We make the Ansatz

$$\mathbf{u}(\zeta, x, \varepsilon) = \mathbf{u}_0(\zeta, x) + \varepsilon \mathbf{u}_1(\zeta, x) + \varepsilon^2 \mathbf{u}_2(\zeta, x) + \mathcal{O}(\varepsilon^3),$$

substitute it into (4.12), expand, and rearrange the resulting equations to obtain

$$\mathcal{O}(1) : [\mathbf{F}_\varepsilon(\mathbf{u})]_0 = 0, \quad (4.13a)$$

$$\mathcal{O}(\varepsilon) : [\mathbf{F}_\varepsilon(\mathbf{u})]_1 = 0, \quad (4.13b)$$

$$\mathcal{O}(\varepsilon^2) : \mathcal{L}_\zeta \mathbf{u}_0 = [\mathbf{F}_\varepsilon(\mathbf{u})]_2, \quad (4.13c)$$

where  $\mathcal{L}_\zeta = \partial/\partial\zeta - D\partial^2/\partial x^2$ , supplemented by Neumann boundary conditions.

First, observe that (4.13a) gives  $s_0 e_0 = \kappa c_0$ , as on the slow ( $t$ ) scale. Then, (4.13b) shows that  $\lambda c_0 = 0$ , which implies  $c_0 \equiv 0$  (since  $\lambda \neq 0$  by definition). Moreover, we see from that same equation (4.13b) that

$$s_0 e_1 + s_1 e_0 = \kappa c_1,$$

which we use in (4.13c) to obtain

$$\frac{\partial s_0}{\partial \zeta} - \frac{\partial^2 s_0}{\partial x^2} = -\lambda c_1.$$

Similarly, to find  $e_0$ , we note that (4.13c) and the identity  $c_0 \equiv 0$  derived above imply  $\mathcal{L}_\zeta c_0 = 0$ ; hence,

$$s_0 e_2 + s_1 e_1 + s_2 e_0 = \kappa c_2.$$

Therefore,  $\mathcal{L}_\zeta e_0 = 0$  and

$$e_0(\zeta, x) = \sum_{k=0}^{\infty} e_{0k} e^{-a(k\pi)^2 \zeta} \cos(k\pi x),$$

with the constant coefficients  $e_{0k}$  to be determined by matching with the dynamics on the  $t$  scale. Since matching requires  $\lim_{t \rightarrow \infty} \tilde{\mathbf{u}}_0(t, x) = \lim_{\zeta \rightarrow 0^+} \mathbf{u}_0(\zeta, x)$  and since

$$\lim_{t \rightarrow \infty} \tilde{\mathbf{u}}_0(t, x) = (0, e_i(x), 0)^T \quad (4.14)$$

by (4.10) and (4.11), it follows that  $e_0$  solves the homogeneous heat equation with nonzero initial conditions and Neumann boundary conditions. Hence, the enzyme concentration will generically be nonzero. More precisely, since

$$e_{00} = \int_0^1 e_i(x) dx = 1,$$

it follows that  $e_0(\zeta, x) = 1 + \mathcal{O}(e^{-a\pi^2\zeta})$ . All reactions have to leading order been completed when diffusion sets in, *i.e.*, there is only enzyme left to diffuse until a spatially homogeneous distribution of  $e$  has been reached.

Finally, given  $e_0(x) \not\equiv 0$  and (4.13a), we conclude that  $s_0 \equiv 0$  must hold. Hence, to summarize, we have

$$\mathbf{u}_0(\zeta, x) = (0, 1, 0)^T + \mathcal{O}(e^{-d\pi^2\zeta}), \tag{4.15}$$

where again  $d = \min\{1, a, b\}$ .

**4.4. The Uniformly Valid Leading-Order Approximation.** We combine the expressions for  $\hat{\mathbf{u}}_0$ ,  $\tilde{\mathbf{u}}_0$ , and  $\mathbf{u}_0$ , which are the leading-order approximations to the solution  $\mathbf{u}$  of (4.2) on the fast, slow, and super-slow time scales, respectively, into one uniformly valid, leading-order approximation for  $\mathbf{u}$ . Given (4.7), (4.10) and (4.11), and (4.15), as well as (4.9) and (4.14), a straightforward calculation shows

$$s(t, x) = \tilde{s}_0(t, x) + \mathcal{O}(e^{-\pi^2\delta t}) + \mathcal{O}(\varepsilon), \tag{4.16a}$$

$$e(t, x) = 1 - \frac{\tilde{s}_0(t, x)e_i(x)}{\tilde{s}_0(t, x) + \kappa} + \frac{s_i(x)e_i(x)}{s_i(x) + \kappa} e^{-(s_i(x)+\kappa)t/\delta} + \mathcal{O}(e^{-a\pi^2\delta t}) + \mathcal{O}(\varepsilon), \tag{4.16b}$$

$$c(t, x) = \frac{\tilde{s}_0(t, x)e_i(x)}{\tilde{s}_0(t, x) + \kappa} - \frac{s_i(x)e_i(x)}{s_i(x) + \kappa} e^{-(s_i(x)+\kappa)t/\delta} + \mathcal{O}(e^{-b\pi^2\delta t}) + \mathcal{O}(\varepsilon), \tag{4.16c}$$

where  $\tilde{s}_0$  is defined by (4.11). Here, we also recall that  $\delta = \varepsilon$ , *i.e.*,  $\delta$  is asymptotically smaller than the smaller of the two kinetics rate constants.

**4.5. Higher-Order Corrections.** In this regime, the higher-order algebraic corrections  $\mathbf{u}_j$ ,  $j \geq 1$ , may be found explicitly. The  $\mathcal{O}(\varepsilon)$ -terms in (4.3) are

$$\mathcal{O}(\varepsilon) : \quad \frac{\partial \hat{\mathbf{u}}_1}{\partial \eta} = [\mathbf{F}_\varepsilon(\hat{\mathbf{u}})]_1. \tag{4.17}$$

In particular, the equation for the first component,  $\hat{s}_1$ , is

$$\begin{aligned} \frac{\partial \hat{s}_1}{\partial \eta} &= -\hat{s}_0 \hat{e}_0 + (\kappa - \lambda) \hat{c}_0 \\ &= -\frac{s_i(x)e_i(x)}{s_i(x) + \kappa} \left( \lambda + e^{-(s_i(x)+\kappa)\eta} (s_i(x) + \kappa - \lambda) \right), \end{aligned} \tag{4.18}$$

where we used (4.7). Hence, there will be a secular term in  $\hat{s}_1$  that grows linearly in  $\eta$ , due to the  $\eta$ -independent (first) term in (4.18).

A remedy is at hand using the method of multiple scales. In particular, let the terms in the expansion of  $\hat{\mathbf{u}}$  depend not only on the fast time  $\eta$ , but also on the slow time  $t$  and on a sequence of successively longer time scales as needed, depending on the order of the truncation of the asymptotic expansion. We start with the  $\mathcal{O}(1)$ -term,  $A_0(t, x)\hat{s}_0(\eta, x)$ , in the expansion for  $\hat{s}$ . As in Section 4.1, it is again the case that  $\hat{s}_0 = s_i(x)$ , independently of  $\eta$ , and that (4.6) holds. Moreover, the leading-order terms for the complex and enzyme concentrations may be found as

in Section 4.1. For example, to leading order, the complex concentration is given by

$$\frac{A_0(t, x)s_i(x)e_i(x)}{A_0(t, x)s_i(x) + \kappa} (1 - e^{-(A_0(t, x)s_i(x) + \kappa)\eta}).$$

Substituting these solutions into (4.3) and collecting the  $\mathcal{O}(\varepsilon)$ -terms, we find

$$s_i(x) \frac{\partial A_0}{\partial t} + A_1 \frac{\partial \hat{s}_1}{\partial \eta} = -\frac{s_i(x)e_i(x)A_0}{A_0s_i(x) + \kappa} \left( \lambda + (A_0s_i(x) + \kappa - \lambda) e^{-(A_0s_i(x) + \kappa)\eta} \right). \quad (4.19)$$

Therefore, if we choose  $A_0(t, x)$  such that the  $\eta$ -independent term vanishes from the right hand side of (4.19), then we obtain a regular (bounded) solution for  $\hat{s}_1$ . Specifically, we choose the dependence of  $A_0(t, x)$  on  $t$  so that

$$\frac{\partial A_0}{\partial t} = -\lambda \frac{e_i(x)A_0}{A_0s_i(x) + \kappa}. \quad (4.20)$$

This requirement is equivalent to applying a solvability condition to equation (4.19), which forces the ‘bad’ terms to drop out. The resulting equation for  $\hat{s}_1$  may be integrated directly to obtain a bounded function. Moreover, as one expects, the equation (4.20) for  $A_0(t, x)$  is precisely equation (4.11), which was obtained from the leading-order analysis on the slow time scale, with  $\tilde{s}_0(t, x)$  replaced by  $A_0(t, x)s_i(x)$ .

Higher-order terms  $\hat{s}_j$ ,  $j \geq 1$ , may be found in an analogous manner. The corresponding amplitude functions  $A_i$  (for  $i = 1, \dots, j$ ) depend on  $t, \varepsilon t, \dots, \varepsilon^{j-1}t$ , as well as on  $x$ , and are determined by solvability conditions, just as  $A_0(t, x)$  was determined by the solvability condition on the equation for  $\hat{s}_1$  above. Of course, the corrections to the complex and enzyme concentrations need to be determined simultaneously using the multiple scales Ansatz.

## 5. INTERPRETATION AND CONCLUSIONS

In the present article, we have studied the effects of diffusion on the classical MMH reaction mechanism. We have investigated the two extreme regimes of large diffusivities and of small diffusivities, as well as an intermediate regime of moderately large diffusivities. A brief summary of the observed dynamics and time scales in each regime was given in Table 1. Here, we summarize our findings in more detail and illustrate the analytical results with direct numerical simulations.

**Regime (i): large diffusivities,  $\delta = 1/\varepsilon^2$ .** There is a brief initial transient period of  $\mathcal{O}(\varepsilon^2)$  during which the concentrations become spatially homogeneous, with values equal to the spatial averages of the initial concentration profiles. This period is followed by another short,  $\mathcal{O}(\varepsilon)$ -period during which the fast kinetics act. During this second period, the homogeneous concentrations everywhere in the domain are brought into the regime where the MMH reduction holds. Then, for large times, the dynamics are exactly the same as those found in the pure kinetics problem, as described above. The leading-order asymptotics, uniformly valid in time and space, are given in (2.26).

The results of a typical simulation of (1.13) for this regime are shown in Figure 1. In particular, the super-fast initial transient appears to last for essentially only one timestep, as is evident from Figures 1(a) and 1(b).

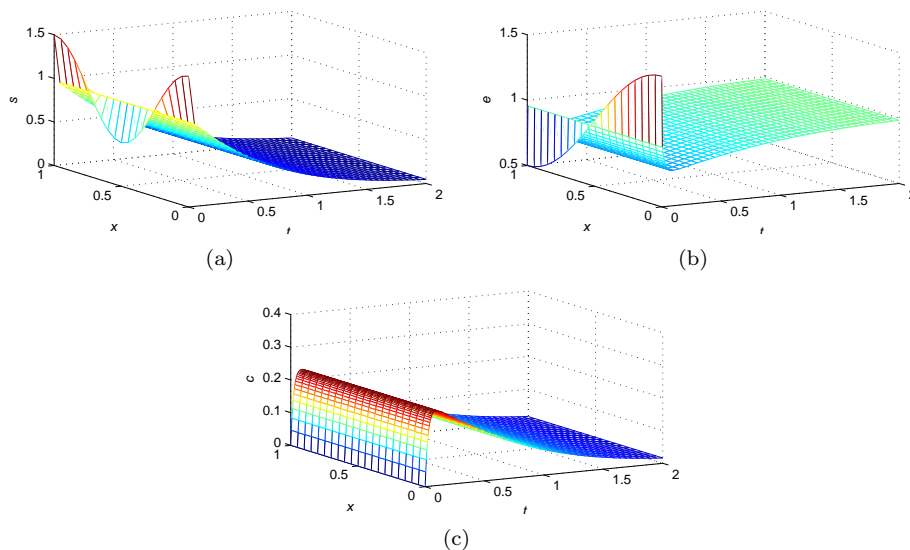


FIGURE 1. Regime (i): large diffusivities. Concentration profiles of (a)  $s$ , (b)  $e$ , and (c)  $c$  as functions of  $t \geq 0$  and  $x \in [0, 1]$ , with parameter values  $\kappa = 3$ ,  $\lambda = 5$ ,  $\varepsilon = 0.1$ ,  $\delta = 100$ ,  $a = 2$ ,  $b = 3$ , and initial profiles  $(s, e, c)(0, x) = (1 + \cos(2\pi x)/2, 1 + \cos(\pi x)/2, 0)$ .

**Regime (ii): moderately large diffusivities**,  $\delta = 1/\varepsilon$ . The substrate concentration again homogenizes during a brief initial transient, which is of  $\mathcal{O}(\varepsilon)$  here. However, since the fast reaction kinetics act on the same scale as diffusion, there is an interplay between the two on this fast time scale. Then, as the species' concentrations homogenize, the kinetics start to take over until an MMH reduction is again applicable. The uniformly valid approximation is given by (3.21).

The results of a typical simulation of (1.13) are shown in Figure 2. The numerical outcome is qualitatively similar to that for regime (i); however, homogenization is one order of magnitude slower, since diffusion acts on a time scale of  $\mathcal{O}(\varepsilon)$ , as compared to  $\mathcal{O}(\varepsilon^2)$  before. See especially Figure 2(b), which suggests that the number of timesteps is approximately five.

**Regime (iii): small diffusivities**,  $\delta = \varepsilon$ . At every point in the domain, the kinetics dominate on fast and slow time intervals on the orders of  $\varepsilon$  and 1, respectively. In other words, at every point in space, the reaction proceeds exactly as in the pure kinetics problem, with no communication to leading order between neighboring points. Then, after the substrate has been used up and all of the complex has decayed into product and enzyme at every point, on the super-slow time scale, the enzyme profile becomes homogenized due to diffusion, ultimately converging to the spatial average of the initial enzyme concentration profile. The leading-order approximation, valid uniformly in time and space, is given in (4.16).

The results of a typical simulation of (1.13) for this regime are shown in Figure 3. It takes at least ten timesteps before the concentrations are essentially homogeneous.



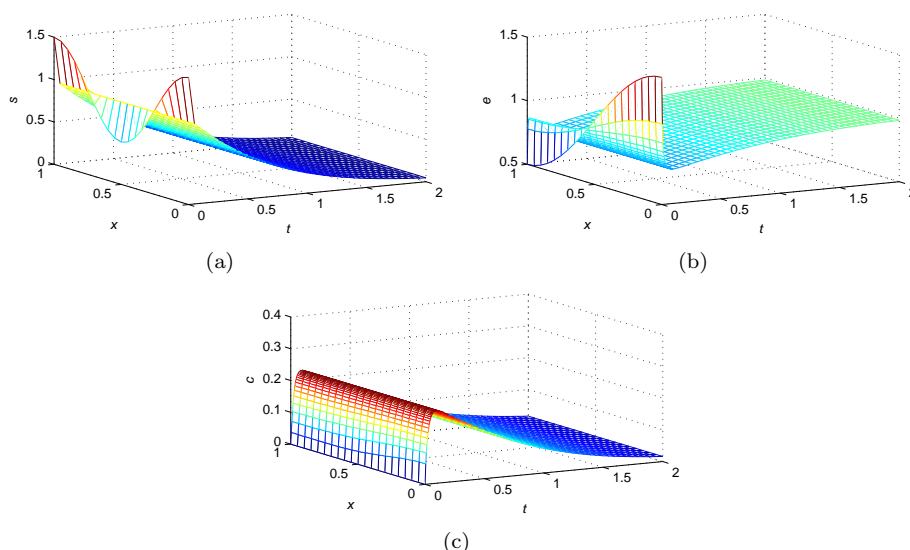


FIGURE 2. Regime (ii): moderately large diffusivities. Concentration profiles of (a)  $s$ , (b)  $e$ , and (c)  $c$  as functions of  $t \geq 0$  and  $x \in [0, 1]$ , with parameter values  $\kappa = 3$ ,  $\lambda = 5$ ,  $\varepsilon = 0.1$ ,  $\delta = 10$ ,  $a = 2$ ,  $b = 0.5$ , and initial profiles  $(s, e, c)(0, x) = (1 + \cos(2\pi x))/2, 1 + \cos(\pi x)/2, 0$ .

The above case studies are of interest in a variety of applications modeled by the MMH mechanism. One interesting example is the problem of nutrient uptake in cells [5], see also Section 1. There, the role of the enzyme is played by the unoccupied receptor sites on the outer boundary of the cell membrane, and the role of the substrate is played by nutrients outside the cell. When a nutrient molecule binds to a receptor site, the receptor site is said to be occupied; this occupied site plays the role of the complex. Moreover, this binding is a reversible reaction; after binding, nutrient molecules may be transported into the cell, which renders the binding site again unoccupied, *i.e.*, the ‘enzyme’ is recycled. Naturally, nutrient inside the cell corresponds to the MMH product. In sum, the classical MMH mechanism may be used to model this type of nutrient uptake process.

Moreover, this class of problems constitutes an interesting case study in which the diffusivities of ‘enzyme’ and ‘complex’ are identical, since the receptor sites (occupied and unoccupied) are attached to the cell membrane and hence move with the cell. Preliminary results suggest that at least some of the more complex regimes of mixed diffusivities can be analyzed in a manner similar to that outlined above.

The investigation of various mixed regimes and of other related reaction mechanisms, including catalysis [2], as well as the study of the effects of Dirichlet and mixed boundary conditions (which give rise to time-dependent boundary layers) constitute possible topics for future research.

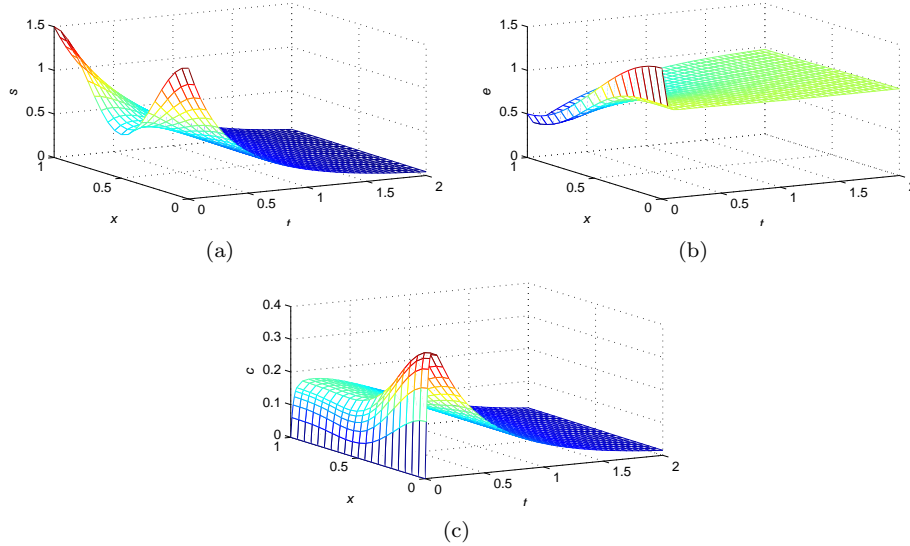


FIGURE 3. Regime (iii): small diffusivities. Concentration profiles of (a)  $s$ , (b)  $e$ , and (c)  $c$  as functions of  $t \geq 0$  and  $x \in [0, 1]$ , with parameter values  $\kappa = 3$ ,  $\lambda = 5$ ,  $\varepsilon = 0.1$ ,  $\delta = 0.1$ ,  $a = 2$ ,  $b = 3$ , and initial profiles  $(s, e, c)(0, x) = (1 + \cos(2\pi x)/2, 1 + \cos(\pi x)/2, 0)$ .

APPENDIX A. LINEAR STABILITY OF THE EXTINGUISHED STATE.

In this appendix, we state and prove the linear (spectral) stability of the spatially uniform (homogeneous) equilibria  $\mathbf{u}^* = (0, e^*, 0)$  to which solutions tend in the limit as  $t \rightarrow \infty$ , *i.e.*, after all reactions have been completed and the effect of diffusion has been accounted for. We show that these equilibria are (linearly) stable with respect to small inhomogeneous perturbations, irrespective of the relative time scales of reaction and diffusion. Our approach relies on a classical Turing stability analysis [28]; for more general considerations on the stability of homogeneous solutions in the presence of diffusion, we refer to [3, 18].

**Lemma A.1.** *For any  $e^* \geq 0$  constant, the homogeneous equilibrium solution  $\mathbf{u}^* = (0, e^*, 0)$  of (1.16) is linearly stable.*

*Proof.* The argument follows closely the corresponding discussion of morphogenesis in [5, Section 11.4]. First, we linearize (1.13) about  $\mathbf{u} = \mathbf{u}^*$ . Let  $\mathbf{u}' = \mathbf{u} - \mathbf{u}^*$ ; then,

$$\frac{\partial \mathbf{u}'}{\partial t} = \frac{1}{\varepsilon} \mathbf{dF}_\varepsilon(\mathbf{u}^*) \mathbf{u}' + \delta D \frac{\partial^2 \mathbf{u}'}{\partial x^2}, \tag{A.1}$$

where  $D = \text{diag}(1, a, b)$  is defined as above and  $\mathbf{dF}_\varepsilon(\mathbf{u}^*)$  is given by

$$\mathbf{dF}_\varepsilon(\mathbf{u}^*) = \begin{bmatrix} -\varepsilon e^* & 0 & \varepsilon(\kappa - \lambda) \\ -e^* & 0 & \kappa \\ e^* & 0 & -\kappa \end{bmatrix}.$$

Now, we make the Ansatz  $\mathbf{u}' = (s', e', c')^T = (\alpha_1, \alpha_2, \alpha_3)^T \cos(k\pi x) e^{\sigma t}$ , which we substitute into (A.1). After dividing out the common factor  $\cos(k\pi x) e^{\sigma t}$  and

rearranging the resulting equations, we obtain the following homogeneous system of linear equations for  $(\alpha_1, \alpha_2, \alpha_3)^T$ ,

$$(\sigma I_3 - A) \cdot (\alpha_1, \alpha_2, \alpha_3)^T = (0, 0, 0)^T, \quad (\text{A.2})$$

where  $A$  is defined as  $A = d\mathbf{F}_\varepsilon(\mathbf{u}^*)/\varepsilon - \delta(k\pi)^2 D$  and  $I_n$  denotes the  $n \times n$ -identity matrix. For (A.2) to have nontrivial solutions,  $\det(\sigma I_3 - A)$  must vanish. An elementary calculation shows

$$\begin{aligned} \det(\sigma I_3 - A) = (\sigma + \delta a(k\pi)^2) & \left[ \sigma^2 + \left( e^* + \delta(k\pi)^2 + \frac{\kappa}{\varepsilon} + \delta b(k\pi)^2 \right) \sigma \right. \\ & \left. + (e^* + \delta(k\pi)^2) \left( \frac{\kappa}{\varepsilon} + \delta b(k\pi)^2 \right) - \frac{e^*}{\varepsilon} (\kappa - \lambda) \right], \end{aligned}$$

which implies that either  $\sigma = -\delta a(k\pi)^2 < 0$ , or that the term in square brackets vanishes. This term, however, is precisely the determinant of the  $2 \times 2$ -submatrix  $\sigma I_2 - \bar{A}$  of  $\sigma I_3 - A$  obtained by deleting the second row and column, with

$$\bar{A} = \begin{bmatrix} -(e^* + \delta(k\pi)^2) & \kappa - \lambda \\ \frac{e^*}{\varepsilon} & -\left( \frac{\kappa}{\varepsilon} + \delta b(k\pi)^2 \right) \end{bmatrix}. \quad (\text{A.3})$$

Hence, we are within the framework of [5], and it remains to show that  $\text{tr} \bar{A} < 0$  and  $\det \bar{A} > 0$  for  $\text{Re}(\sigma) < 0$  to hold, as clearly

$$\sigma = \frac{\text{tr} \bar{A}}{2} \pm \sqrt{\left( \frac{\text{tr} \bar{A}}{2} \right)^2 - \det \bar{A}}.$$

However, this is immediate from (A.3), since

$$\text{tr} \bar{A} = -\left( e^* + \frac{\kappa}{\varepsilon} + \delta(k\pi)^2(1 + b) \right)$$

and

$$\det \bar{A} = \frac{1}{\varepsilon} (\kappa \delta(k\pi)^2 + \lambda) + \delta b(k\pi)^2 (e^* + \delta(k\pi)^2),$$

and since the values of all individual parameters in these expressions are non-negative.  $\square$

**Remark A.2.** *The above conclusion also holds for  $\kappa = 0$ , since  $\text{tr} \bar{A}$  remains negative and  $\det \bar{A}$  positive.*

#### APPENDIX B. ESTIMATES ON (3.6) AND (3.7) FOR REGIME (II).

In this appendix, we present some of the technical steps involved in analyzing the dynamics of  $\hat{e}_{0k}$  and  $\hat{c}_{0k}$ , (3.6) and (3.7), and of deriving (3.10), for regime (ii).

As shown in Section 3, we know that  $\hat{e}_{00}(\eta) + \hat{c}_{00}(\eta) = 1$  for all  $\eta > 0$ . Thus, the equation (3.6) for  $\hat{e}_{00}$  may be rewritten as

$$\frac{d}{d\eta} \left( \hat{e}_{00} - \frac{\kappa}{1 + \kappa} \right) = -(1 + \kappa) \left( \hat{e}_{00} - \frac{\kappa}{1 + \kappa} \right) - \mathcal{F}_0.$$

Writing  $w = \hat{e}_{00} - \kappa/(1 + \kappa)$  and multiplying both members by  $w$ , we obtain

$$\frac{1}{2} \frac{d(w^2)}{d\eta} = -(1 + \kappa) w^2 - \mathcal{F}_0 w.$$

Applying Young's inequality to the last term in the right member, we find

$$\frac{1}{2} \frac{d(w^2)}{d\eta} \leq -(1 + \kappa - \sigma)w^2 + \frac{1}{4\sigma} \mathcal{F}_0^2.$$

(Here,  $\sigma > 0$  is a suitably chosen parameter.) Next, application of Gronwall's inequality yields

$$(w(\eta))^2 \leq (w(0))^2 e^{-2(1+\kappa-\sigma)\eta} + \frac{1}{2\sigma} \int_0^\eta e^{-2(1+\kappa-\sigma)(\eta-s)} (\mathcal{F}_0(s))^2 ds. \quad (\text{B.1})$$

Recalling the definition of  $\mathcal{F}_0$  and that  $\hat{s}_0 = s_i$ , applying Hölder's inequality twice, and employing Parseval's identity, we estimate

$$(\mathcal{F}_0(\eta))^2 = \frac{1}{2} e^{-2\pi^2\eta} \left( \sum_{m \geq 1} \hat{s}_{0m} \hat{e}_{0m}(\eta) \right)^2 \leq \frac{1}{2} e^{-2\pi^2\eta} \|s_i\|_2^2 \|\hat{e}_0(\eta)\|_2^2. \quad (\text{B.2})$$

Substituting this estimate into the integral in (B.1), we calculate

$$(w(\eta))^2 \leq ((w(0))^2 - C(\sigma)) e^{-2(1+\kappa-\sigma)\eta} + C(\sigma) e^{-2\pi^2\eta},$$

where

$$C(\sigma) = \frac{\|s_i\|_2^2 (\sup_{\eta \geq 0} \|\hat{e}_0(\eta)\|_2^2)}{8\sigma(1 + \kappa - \sigma - \pi^2)}.$$

Here,  $\|\hat{e}_0(\eta)\|_2$  is guaranteed to remain bounded uniformly in time by standard results. This proves that  $w(\eta) \rightarrow 0$  (or, equivalently, that  $\hat{e}_{00}(\eta) \rightarrow \kappa/(1 + \kappa)$ ) as  $\eta \rightarrow \infty$  at an exponential rate.

The same type of estimates can be made to determine the long-term evolution of the  $k$ th Fourier modes  $\hat{e}_{0k}(\eta)$  and  $\hat{c}_{0k}(\eta)$ . In particular, one can show that these modes decay to zero exponentially fast. Hence, we have demonstrated (3.10).

**Acknowledgments.** The authors of this manuscript thank Mike Davis (Argonne National Laboratory) and Gene Wayne (Boston University) for stimulating conversations.

The research of H. Kaper was funded in part by Award No. DMS-0549430-001 from the National Science Foundation, and by Contract DE-AC02-06CH11357 from the US Department of Energy.

The research of T. Kaper was supported by NSF grant DMS-0606343. T. Kaper thanks the Department of Mathematical Sciences at the University of Montana and the CWI for their hospitality.

The research of N. Popović was supported by NSF grant DMS-0109427.

The research of A. Zagaris was supported by NWO grant 639.031.617.

## REFERENCES

- [1] J.R. Bowen, A. Acrivos, and A.K. Oppenheim, *Singular perturbation refinement to the quasi-steady state approximation in chemical kinetics*, Chem. Eng. Sci. **18** (1963), 177–188.
- [2] M. Boudart and G. Djéga-Mariadassou, *Kinetics of Heterogeneous Catalytic Reactions*, Princeton University Press, Princeton, 1984.
- [3] P. De Leenheer, D. Angeli, and E.D. Sontag, *Monotone chemical reaction networks*, DIMACS Technical Report **16** (2004).
- [4] M. Dixon and E.C. Webb, *Enzymes*, third edition, Academic Press, New York, 1979.
- [5] L. Edelstein-Keshet, *Mathematical models in biology*, Classics in Applied Mathematics **46**, Society for Industrial and Applied Mathematics, Philadelphia, 2005. Reprint of the 1988 original.

- [6] B.P. English, W. Min, A.M. van Oijen, K.T. Lee, G. Luo, H. Sun, B.J. Cherayil, S.C. Kou, and X.S. Xie, *Ever-fluctuating single enzyme molecules: Michaelis-Menten equation revisited*, Nature Chemical Biology **2**(2) (2006), 87–94.
- [7] J.E. Ferrell, Jr. and R.R. Bhatt, *Mechanistic studies of the dual phosphorylation of mitogen-activated protein kinase*, J. Biol. Chem. **272**(30) (1997), 19008–19016.
- [8] G.G. Hammes, *Enzyme Catalysis and Regulation*, Academic Press, New York, 1982.
- [9] F.G. Heineken, H.M. Tsuchiya, and R. Aris, *On the mathematical status of the pseudo-steady state hypothesis of biochemical kinetics*, Math. Biosci. **1** (1967), 95–113.
- [10] V. Henri, *Lois générales de l'action des diastases*, Hermann, Paris, 1903.
- [11] C.K.R.T. Jones, *Geometric Singular Perturbation Theory* pages 44–118, in *Dynamical Systems, Montecatini Terme, 1994*, R. Johnson, ed., Lecture Notes in Mathematics **1609**, Springer-Verlag, Berlin, 1994.
- [12] T.J. Kaper, *An introduction to geometric methods and dynamical systems theory for singular perturbation problems*, pages 85–132 in *Analyzing Multiscale Phenomena Using Singular Perturbation Methods*, eds. J. Cronin and R.E. O'Malley, Jr., Proc. Symp. Appl. Math, **56**, American Mathematical Society, Providence, RI, 1999.
- [13] J. Keener and J. Sneyd, *Mathematical Physiology*, Interdisciplinary Applied Mathematics **8**, Springer-Verlag, New York, 1998.
- [14] J. Kevorkian and J.D. Cole, *Multiscale and Singular Perturbation Methods*, Applied Mathematical Sciences **114**, Springer-Verlag, New York, 1996.
- [15] C.C. Lin and L.A. Segel, *Mathematics Applied to Deterministic Problems in the Natural Sciences. With material on elasticity by G.H. Handelman*, Macmillan Publishing Co., Inc., New York, 1974.
- [16] L. Michaelis and M.L. Menten, *Die Kinetik der Invertinwirkung*, Biochem. Zeitsch. **49** (1913), 333–369.
- [17] P. Miller, A.M. Zhabotinsky, J.E. Lisman, and X.-J. Wang, *The stability of a stochastic CaMKII Switch: Dependence on the number of enzyme molecules and protein turnover*, PLoS Biol. **3**(4) (2005), e107, 705–717.
- [18] M. Mincheva and D. Siegel, *Stability of mass action reaction-diffusion systems*, Nonlinear Anal. **56**(8) (2004), 1105–1131.
- [19] J.D. Murray, *Mathematical Biology*, Biomathematics **19**, Springer-Verlag, Berlin, 1989.
- [20] R.E. O'Malley, Jr., *Singular Perturbation Methods for Ordinary Differential Equations*, Applied Mathematical Sciences **89**, Springer-Verlag, New York, 1991.
- [21] B.O. Palsson, *On the dynamics of the irreversible Michaelis-Menten reaction mechanism*, Chem. Eng. Sci. **42**(3) (1987), 447–458.
- [22] B.O. Palsson and E.N. Lightfoot, *Mathematical Modeling of Dynamics and Control in Metabolic Networks. I. On Michaelis-Menten Kinetics*, J. Theor. Biol. **111** (1984), 273–302.
- [23] S. Schnell and P.K. Maini, *A Century of Enzyme Kinetics: Reliability of the  $K_M$  and  $v_{max}$  Estimates*, Comm. Theoret. Biol. **8** (2003), 169–187.
- [24] I.H. Segel, *Enzyme Kinetics: Analysis of Rapid Equilibrium and Steady-State Enzyme Systems*, Wiley and Sons, New York, 1975.
- [25] M. Stiefenhofer, *Quasi-steady-state approximation for chemical reaction networks*, J. Math. Biol. **36** (1998), 593–609.
- [26] S. Strickland, G. Palmer and V. Massey, *Determination of disassociation constants and specific rate constants of enzyme-substrate (or protein-ligand) interactions from rapid reaction kinetic data*, J. Biol. Chem. **250**(11) (1975), 4048–4052.
- [27] L.A. Segel and M. Slemrod, *The quasi-steady state assumption: A case study in perturbation*, SIAM Review **31** (1989), 446–477.
- [28] A.M. Turing, *The chemical basis of morphogenesis*, Phil. Trans. Roy. Soc. Lond. Series B **237** (1952), 6220–6249.
- [29] A.B. Vasil'eva, V.F. Butuzov, and L.V. Kalachev, *The boundary function method for singular perturbation problems. With a foreword by Robert E. O'Malley, Jr.*, SIAM Studies in Applied Mathematics **14**, Society for Industrial and Applied Mathematics, Philadelphia, 1995.
- [30] Y. Wei and M.H. Hecht, *Enzyme-like proteins from an unselected library of designed amino acid sequences*, Protein Engineering, Design and Selection **17**(1) (2004), 67–75.
- [31] A.N. Yannacopoulos, A.S. Tomlin, J. Brindley, J.H. Merkin, and M.J. Pilling, *The use of algebraic sets in the approximation of inertial manifolds and lumping in chemical kinetics*, Physica D **83** (1995), 421–449.

LEONID V. KALACHEV

DEPARTMENT OF MATHEMATICAL SCIENCES, UNIVERSITY OF MONTANA, MISSOULA, MT 59812, USA

*E-mail address:* [kalachevl@mso.umt.edu](mailto:kalachevl@mso.umt.edu)

HANS G. KAPER

MATHEMATICS AND COMPUTER SCIENCE DIVISION, ARGONNE NATIONAL LABORATORY, ARGONNE, IL 60439, USA

*Current address:* Division of Mathematical Sciences, National Science Foundation, Arlington, VA 22230, USA

*E-mail address:* [hkaper@nsf.gov](mailto:hkaper@nsf.gov)

TASSO J. KAPER

DEPARTMENT OF MATHEMATICS AND STATISTICS AND CENTER FOR BIO-DYNAMICS, BOSTON UNIVERSITY, BOSTON, MA 02215, USA

*E-mail address:* [tasso@math.bu.edu](mailto:tasso@math.bu.edu)

NIKOLA POPOVIĆ

DEPARTMENT OF MATHEMATICS AND STATISTICS AND CENTER FOR BIO-DYNAMICS, BOSTON UNIVERSITY, BOSTON, MA 02215, USA

*E-mail address:* [popovic@math.bu.edu](mailto:popovic@math.bu.edu)

ANTONIOS ZAGARIS

KORTEWEG-DE VRIES INSTITUTE, UNIVERSITY OF AMSTERDAM, 1018 TV AMSTERDAM, THE NETHERLANDS

*Current address:* Modelling, Analysis and Simulation, Centrum voor Wiskunde en Informatica (CWI), 1090 GB Amsterdam, The Netherlands

*E-mail address:* [a.zagaris@cwi.nl](mailto:a.zagaris@cwi.nl)